



# Retail Audits: Mangos

November 2025



# Table of Contents

- ▶ 3 Overview
- ▶ 4 Key Findings
- ▶ 5 Audit Summaries
- ▶ 8 Albany Market
- ▶ 17 Atlanta Market
- ▶ 26 Austin Market
- ▶ 36 Boston Market
- ▶ 45 Chicago Market
- ▶ 55 Cincinnati Market
- ▶ 64 Denver Market
- ▶ 73 Detroit Market
- ▶ 82 Indianapolis Market
- ▶ 91 Los Angeles Market
- ▶ 100 Miami Market
- ▶ 109 Nashville Market
- ▶ 118 New Orleans Market
- ▶ 127 Orlando Market
- ▶ 136 Philadelphia Market
- ▶ 145 Phoenix Market
- ▶ 155 Portland Market
- ▶ 165 Raleigh Market
- ▶ 174 Sacramento Market
- ▶ 183 Seattle Market
- ▶ 193 Appendix

# Overview

## Background

Along with conducting a test at Giant Eagle to measure the effectiveness of incremental mango category space and/or displays, The National Mango Board (NMB) wanted to take inventory of in-store conditions in additional markets and at additional retailers across the country.

Category Partners (CP) worked with NMB select a set of markets across the U.S., each consisting of various retailers.

## Approach

To gather this information, CP conducted store visits in 20 markets across the U.S. The study included a good mix of markets across with U.S., including markets with both higher and lower mango sales

CP visited 13 stores within each market, and included a variety of channels and retailers in each market, including traditional supermarkets, superstores, club stores, discount stores, natural/specialty retailers and ethnic markets.

Store visits were conducted between July 12 and July 20, 2025.


## Goals

These visits provide NMB with a snapshot of store conditions, including category space, display locations, adjacencies and presence of signage, items carried, pricing and promotions.

This information can be useful to NMB to understand current conditions as they work with their retail partners to attract consumers and increase mango consumption.

# Key Findings

- ▶ Retailers rarely state the variety of red/green mangos sold; signage simply says “red mangos” or “green mangos”
  - ▶ Retailers will have signage for “yellow,” “honey” or “champagne” mangos.
  - ▶ Work with retailers to educate consumers about the different mango varieties.
- ▶ Austin, Seattle and Chicago are among the best performing markets for mangos. All had volume growth of 15% or more, and stores typically carried more items and devoted more space to mangos.
  - ▶ Only five markets had a decrease in volume versus YAGO; those markets generally devoted less space to the category and carried fewer items compared to other markets.
- ▶ Nationally, ethnic markets devoted significantly more space to mangos than other channels.
  - ▶ On average, the ethnic markets gave mangos 20.5 SF, more than twice the space of any other channel.



# Market Overview

- ▶ Austin, Seattle and Chicago are among the best performing markets for mangos. All had volume growth of 15% or more, and stores typically carried more items and devoted more space to mangos.

Market	Units Sold	Volume Change vs YAGO	Avg Number of Displays	Total SF	Number of Items	Stores with Organics	Bulk Red/Green Reg Price	Bulk Yellow Reg Price	Store Running Promotions
Albany	0.6 M	+2.9%	1.7	1.2 – 20.4 SF	1.5	1	\$0.85 - \$1.99	\$0.76	9
Atlanta	3.2 M	+0.5%	1.7	1.2 – 32.3 SF	1.9	3	\$0.59 – 2/\$4.00	\$0.76 - \$2.99	4
Austin	1.9 M	+30.9%	2.0	2.4 – 46.1 SF	3.7	4	\$0.59 - \$2.99	\$0.67 - 5/\$5.00	4
Boston	6.1 M	+4.7%	1.1	0.4 – 14.2 SF	1.6	3	\$0.99 - \$2.99	\$0.99 - \$2.99	7
Chicago	11.3 M	+15.0%	1.6	0.0 – 50.0 SF	2.6	6	\$0.85 - \$1.99	\$0.76 - \$1.49	7
Cincinnati	0.8 M	+14.7%	1.8	1.8 – 17.3 SF	1.9	0	\$0.85 - \$2.50	\$0.76 - \$1.79	5
Denver	3.0 M	+9.5%	1.8	1.3 – 34.7 SF	2.4	5	\$0.97 - \$2.99	\$0.79 - \$1.69	0
Detroit	1.4 M	+6.1%	1.5	2.7 – 11.5 SF	2.1	3	\$0.85 - \$2.00	\$0.76 - \$1.25	6
Indianapolis	1.3 M	+13.3%	1.6	0.0 – 51.0 SF	2.2	6	\$0.85 – 2/\$4.00	\$0.76 - \$1.19	2
Los Angeles	26.4 M	-7.3%	1.1	1.6 – 15.8 SF	1.5	2	2/\$0.99 - \$2.39	\$0.50	8
Miami	5.0 M	-1.9%	1.2	0.2 – 9.0 SF	1.3	2	\$0.85 - \$1.99	\$1.99	6
Nashville	1.1 M	+4.5%	1.4	1.1 – 33.2 SF	2.2	5	\$0.85 - \$3.99	\$0.76 – 2/\$4.00	3
New Orleans	0.8 M	-10.5%	1.3	1.1 – 15.6 SF	1.6	1	\$0.97 – 2/\$3.00	\$0.76 – 2/\$3.00	3
Orlando	3.1 M	+7.6%	1.4	2.0 – 12.2 SF	1.4	1	\$0.85 - \$2.79	\$1.99	1
Philadelphia	4.1 M	-0.6%	1.2	1.3 – 16.0 SF	1.8	2	\$0.59 - \$3.99	\$0.55 - \$1.69	3
Phoenix	5.7 M	+13.7%	1.7	1.8 – 21.1 SF	2.3	2	\$0.97 - \$4.49	\$0.76 - \$2.49	6
Portland	2.2 M	+13.0%	1.9	0.9 – 43.2 SF	2.1	5	\$0.88 - \$1.49	\$0.76 - \$1.49	4
Raleigh	2.2 M	+22.3%	1.2	0.4 – 12.0 SF	1.7	2	\$0.59 - \$2.49	\$0.76 - \$1.99	4
Sacramento	2.8 M	-11.7%	1.5	1.4 – 21.8 SF	2.1	4	\$0.99 - \$2.89	5/\$5.00 - \$1.99	8
Seattle	2.8 M	+18.2%	1.7	0.9 – 38.7 SF	2.5	8	\$0.97 - \$2.99	\$0.76 - \$2.99	4

# Channel Overview

- ▶ On average, ethnic markets has significantly larger displays than other types of stores, additionally, they had more displays and more items per store.
- ▶ Supermarkets more often promoted mangos, with more than half promoting mangos at the time of the visit.
- ▶ Pricing varied widely, with Red/Green mangos selling for as low as \$0.59 to as high as \$4.49 at supermarkets and Yellow mangos selling for as low as \$0.50 at supermarkets to \$2.99 at ethnic markets.

Market	Number of Stores Visited	Avg Number of Displays	Total SF	Number of Items	Stores with Organics	Bulk Red/Green Reg Price	Bulk Yellow Reg Price	Store Running Promotions
Supermarket	139	1.6	8.4	2.2	38 / 139	\$0.59 - \$4.49	\$0.50 - 2/\$4.00	78 / 139
Superstores	58	1.6	9.1	1.8	12 / 58	\$0.87 - \$2.39	\$0.67 - \$1.19	4 / 58
Discount	26	1.2	6.3	1.1	0 / 26	\$0.59 - \$2.50	\$0.55 - \$2.50	2 / 26
Ethnic	19	1.7	20.5	2.9	4 / 19	\$0.99 - \$3.99	\$0.79 - \$2.99	7 / 19
Natural/Specialty	18	1.3	7.0	2.3	11 / 18	4/\$5.00 - \$2.99	\$0.88 - \$1.69	3 / 18

# Retailer Overview

Table shows only retailers with at least eight stores visited

- ▶ On average, H Mart had the largest displays, carried more items and had more secondary displays than other retailer.
- ▶ About two-thirds of Albertsons stores had mangos on promotion at the time of the store visits, and more than half of Kroger stores carried at least one organic option within the category.
- ▶ Again, pricing varied widely, with Red/Green mangos selling for as low as \$0.59 at Aldi to \$4.49 at Albertsons and Yellow mangos selling for as low as \$0.67 at Walmart to as high as \$2.99 at H Mart.

Market	Number of Stores Visited	Avg Number of Displays	Total SF	Number of Items	Stores with Organics	Bulk Red/Green Reg Price	Bulk Yellow Reg Price	Store Running Promotions
Albertsons	23	1.6	9.0	2.1	8 / 23	\$0.89 - \$4.49	\$0.79 - \$1.49	15 / 23
Aldi	15	1.2	5.3	1.1	0 / 15	\$0.59 - \$0.85	Not listed	0 / 15
H Mart	9	2.0	23.9	3.4	2 / 9	\$0.99 - \$2.99	\$0.79 - \$2.99	6 / 9
Kroger	37	1.9	9.5	2.9	22 / 37	\$1.50 - \$3.99	\$0.79 - 4/\$5.00	17 / 37
Meijer	8	1.4	10.5	2.3	2 / 8	\$1.19	\$1.19	2 / 8
Publix	17	1.4	5.0	1.7	1 / 17	\$1.31 - \$2.29	\$1.99	9 / 17
Target	12	0.9	1.7	0.9	0 / 12	\$0.99 - \$1.99	n/a	0 / 12
Walmart	38	1.8	11.2	2.0	10 / 38	\$0.87 - \$2.39	\$0.67 - \$0.79	2 / 38

# **Albany/Schenectady/Troy Market**

# Sales Performance: Albany

## Dollars

\$1.1M

▲ +7.5% Chg YoY

## Units

0.6M

▲ +2.9% Chg YoY

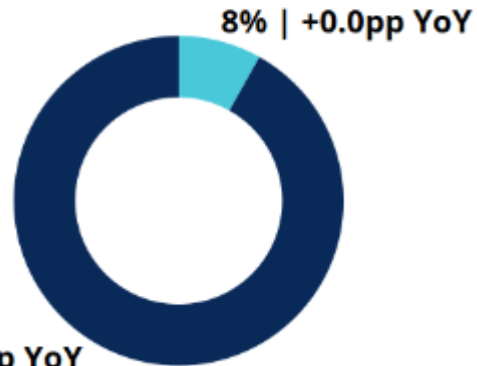
## Price Per Unit

\$1.67

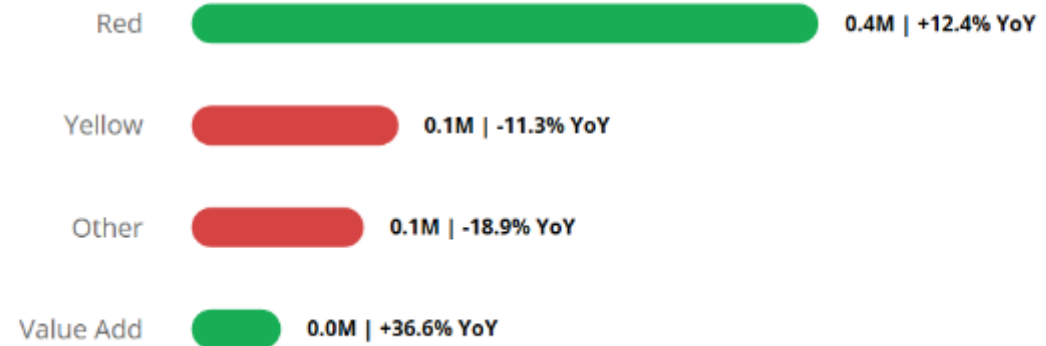
▲ \$0.07 Chg YoY

### Units by Bagged/Bulk

■ Bagged  
■ Bulk



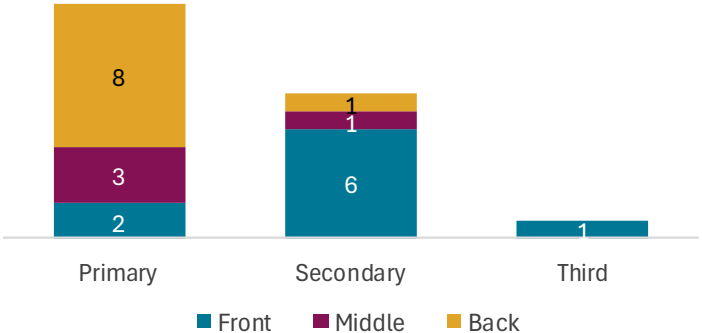
### Units by Variety



# July Mango Displays: Albany

- ▶ In the Albany Market, mango displays were most often located in the front or back of the produce department.
- ▶ The primary mango displays averaged 2.8 SF; eight stores had generally larger secondary displays, averaging 6.9 SF.
- ▶ Only four stores, including Walmart and Hannaford stores, dedicated more than a total of 10 SF to mangos. Three stores, including Price Chopper, Hannaford and Aldi, had less than 3 SF total.
- ▶ Mangos were most often located next to kiwifruit, bananas, dragon fruit, blueberries, peaches, pineapples and strawberries.

Display Location: Albany



Fixtures	Primary	Secondary	Third
Waterfall	5	4	
Table	3	2	
Bin		3	1
Basket	3		
End cap	1		
Boxes	1		

Average Space Primary Display:  
**2.8 SF**

Average Space Secondary Display:  
**6.9 SF**

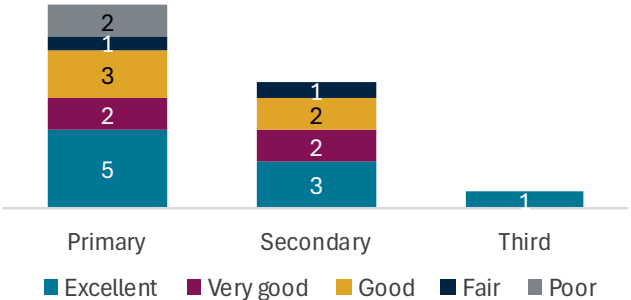
Average Space Tertiary Display:  
**9.0 SF**

Largest Total Space:  
Walmart  
**20.4 SF**

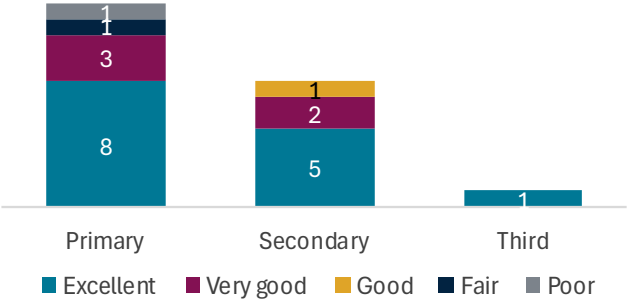
Smallest Total Space:  
Price Chopper  
**1.2 SF**

# July Mango Displays: Albany

Display Condition: Albany



Mango Condition: Albany



- ▶ Display conditions in the Albany market were generally good to excellent; mango conditions were more often excellent or very good.
- ▶ Displays were typically full; however, a few were low on mangos.
- ▶ Most stores had had only price or promotion signage.

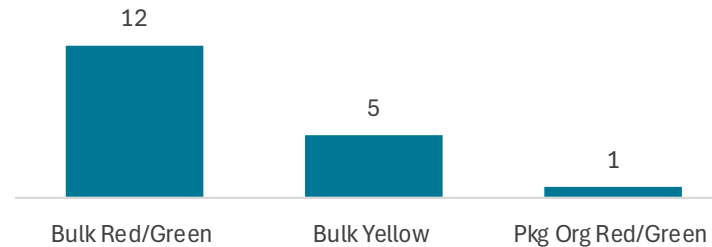
Displays	Primary	Secondary	Third
Fully stocked	6	4	1
Mostly full	2	1	
Half full	1		
Low	4	2	
Empty		1	

Signage	Primary	Secondary	Third
Total	11	8	1
Price	8	2	1
Ad/Promo	3	6	
Health		2	

# July Mango Varieties: Albany

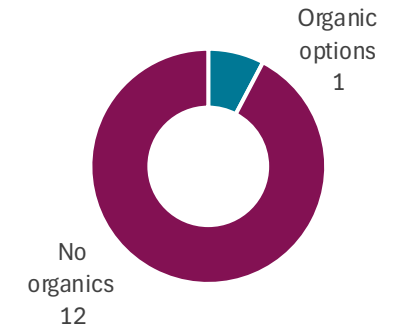
- ▶ Nearly all stores carried bulk red/green varieties, ranging in price from \$0.85 to \$1.99.
- ▶ Five stores carried bulk yellow mangos, with an everyday price of \$0.76.
- ▶ Only one store in the Albany market carried an organic option. Walmart had a 3 lb bag priced at \$4.98.
- ▶ Overall, nine of the 13 stores were promoting mangos at the time of the store visits.
  - ▶ Promoted price ranged from 5/\$5.00 to 4/\$5.00.

Mango Items Available: Albany

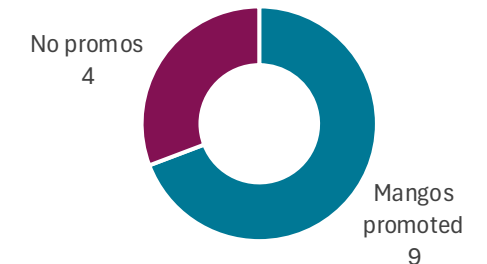


Items	Reg. Price Range	Promo Price Range
Bulk Red/Green	\$0.85 - \$1.99	5/\$5.00 – 4/\$5.00
Bulk Yellow	\$0.76	5/\$5.00
Pkg Org Red/Green	\$4.98	n/a

Stores with Organic Mangos



Stores with Mango Promotions



# July Mango Displays: Albany

Retailer	City	Number of Displays	Total SF	Display Location	Display Conditions	Mango Conditions	Signage	Assortment
Aldi	Colonie	1	2.7	Front	Good	Very good	Price	Bulk Red/Green
Hannaford/Shop N Save	Delmar	1	2.4	Back	Poor	Fair	Promo, Promo	Bulk Yellow
Hannaford/Shop N Save	Schenectady	2	17.9	Front, Back	Very good	Excellent	Promo	Bulk Red/Green, Bulk Yellow
Hannaford/Shop N Save	Latham	2	14.4	Front, Middle	Excellent	Excellent	Price, Promo, Health	Bulk Red/Green
Hannaford/Shop N Save	Colonie	2	7.8	Back	Good, Poor	Good, Poor	Price, Promo, Health	Bulk Red/Green, Bulk Yellow
New Asian Food Market	Albany	1	1.5	Front	Excellent	Excellent	Price	Bulk Red/Green
Price Chopper	Colonie	2	3.9	Front, Back	Good	Excellent	Promo	Bulk Red/Green
Price Chopper	Albany	1	1.2	Back	Excellent	Excellent	Price, Promo	Bulk Red/Green
Price Chopper	Watervliet	2	6.5	Front, Middle	Excellent	Excellent	Price, Promo	Bulk Red/Green
Price Chopper	Albany	1	4.3	Back	Good	Excellent	Price, Promo	Bulk Red/Green
Walmart	Schenectady	2	5.7	Front, Back	Fair	Very good	Price, Promo	Bulk Red/Green, Bulk Yellow
Walmart	Albany	3	20.4	Front, Back	Excellent, Very good	Excellent, Very good	Price	Bulk Red/Green, Bulk Yellow
Walmart	Latham	2	11.4	Middle	Excellent	Excellent	Price	Bulk Red/Green, Pkg Org Red/Green

# July Mango Varieties: Albany



Hannaford/Shop N Save. Latham, NY

Retailer	City	Color	Bulk/Pkg	Origin	Price	Sale Price
Aldi	Colonie	Red/Green	Bulk	Mexico	\$0.85	
Hannaford/Shop N Save	Delmar	Yellow	Bulk	Mexico	Not shown	5/\$5
Hannaford/Shop N Save	Schenectady	Red/Green	Bulk	Mexico	Not shown	5/\$5
		Yellow	Bulk	Mexico	Not shown	5/\$5
Hannaford/Shop N Save	Latham	Red/Green	Bulk	Mexico	Not shown	5/\$5
Hannaford/Shop N Save	Colonie	Red/Green	Bulk	Mexico	Not shown	5/\$5
		Yellow	Bulk	Mexico	Not shown	5/\$5
New Asian Food Market	Albany	Red/Green	Bulk	Mexico	\$1.99	
Price Chopper	Colonie	Red/Green	Bulk	Mexico	Not shown	4/\$5
Price Chopper	Albany	Red/Green	Bulk	Mexico	\$1.99	4/\$5
Price Chopper	Watervliet	Red/Green	Bulk	Mexico	\$1.99	
		Red/Green	Bulk	Mexico	Not shown	4/\$5
Price Chopper	Albany	Red/Green	Bulk	Mexico	\$1.25	4/\$5
Walmart	Schenectady	Red/Green	Bulk	Mexico	Not shown	5/\$5
		Yellow	Bulk	Mexico	Not shown	5/\$5
Walmart	Albany	Yellow	Bulk	Mexico	\$0.76	
		Red/Green	Bulk	Mexico	\$0.97	
Walmart	Latham	Red/Green	Bulk	Mexico	\$0.97	
		Org Red/Green	Pkg - 3 lbs	Mexico	\$4.98	

# July Mango Displays: Albany



Hannaford/Shop N Save. Latham, NY



Price Chopper. Watervliet, NY



New Asian Food Market. Albany, NY



Price Chopper. Watervliet, NY

# July Mango Displays: Albany




Walmart, Latham, NY



Price Chopper, Colonie, NY



Hannaford/Shop N Save, Schenectady, NY



Walmart, Schenectady, NY

# Atlanta Market

# Sales Performance: Atlanta

## Dollars

\$6.2M

▲ +7.5% Chg YoY

## Units

3.2M

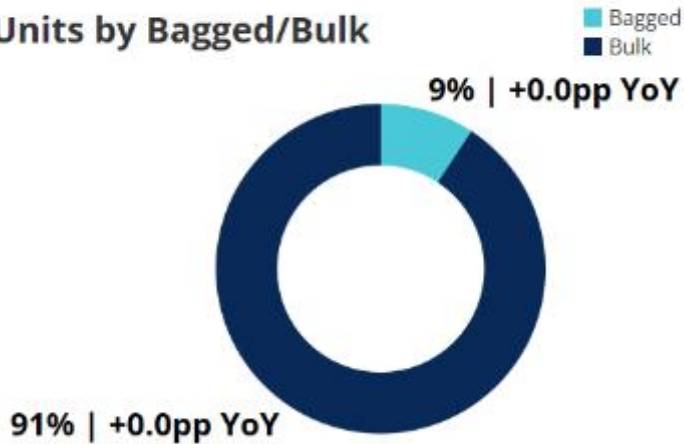
▲ +0.5% Chg YoY

## Price Per Unit

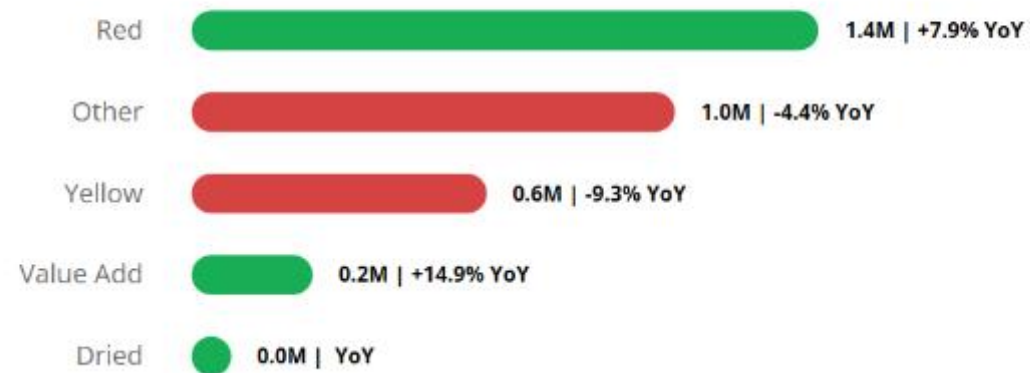
\$1.96

▲ \$0.13 Chg YoY

## Units by Bagged/Bulk



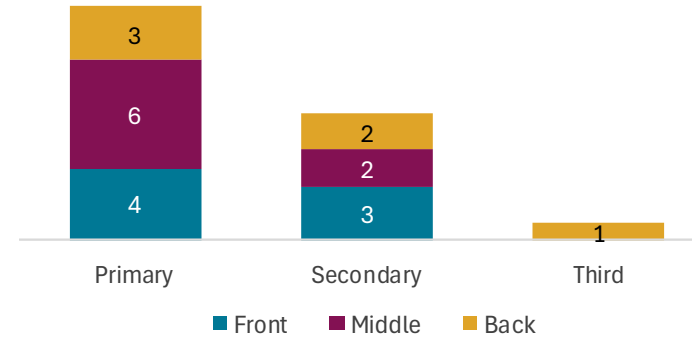
## Units by Variety



# July Mango Displays: Atlanta

- ▶ In the Atlanta Market, mango displays were located in all areas of the produce department.
- ▶ The primary mango displays averaged 4.7 SF; seven stores had a secondary displays with an average of 4.2 SF.
- ▶ Only H Mart, Aldi and one Kroger store dedicated more than a total of 10 SF to mangos. Four stores, including Target, Publix, Quality Foods and Fresh Market had less than 3 SF total.
- ▶ Mangos were most often located next to bananas, pineapples, dragon fruit, papaya, grapes, kiwifruit and plums.

Display Location: Atlanta



Fixtures	Primary	Secondary	Third
Table	7	2	1
Basket	4	1	
Bin	2	3	
End cap	1	2	
Waterfall		2	

Average Space Primary Display:  
**4.7 SF**

Average Space Secondary Display:  
**4.2 SF**

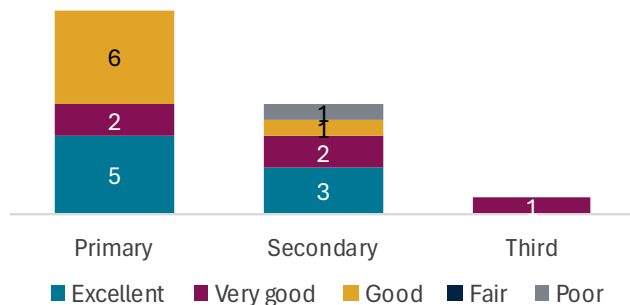
Average Space Tertiary Display:  
**8.3 SF**

Largest Total Space:  
H Mart  
**32.3 SF**

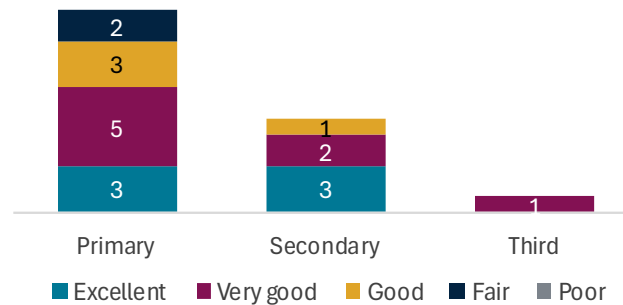
Smallest Total Space:  
Target  
**1.2 SF**

# July Mango Displays: Atlanta

Display Condition: Atlanta



Mango Condition: Atlanta



- ▶ Display conditions in the Atlanta market were good to excellent; mango conditions were also typically good to excellent.
- ▶ Displays were typically full or mostly full.
- ▶ All displays had signage, most often price or promotion signage.

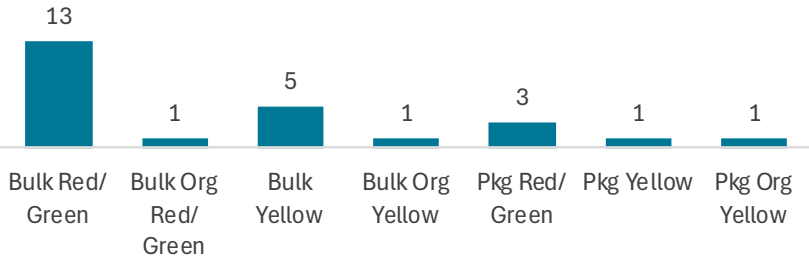
Displays	Primary	Secondary	Third
Fully stocked	7	6	
Mostly full	4		1
Half full	2		
Low			
Empty		1	

Signage	Primary	Secondary	Third
Total	13	7	1
Price	10	5	1
Ad/Promo	4	2	1
Flavor	1		
Origin			1

# July Mango Varieties: Atlanta

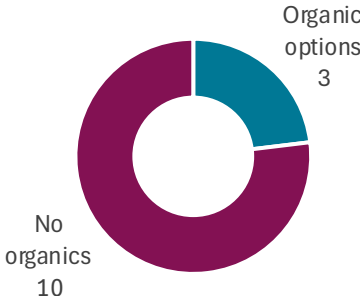
- ▶ All stores carried bulk red/green varieties, ranging in price from \$0.59 to 2/\$4.00.
- ▶ Five stores carried bulk yellow mangos, with an everyday price between \$0.76 and \$2.99.
- ▶ Three stores carried packaged mangos, ranging in price from \$3.99 to \$19.99.
- ▶ Three store in the Atlanta market carried an organic option.
- ▶ Overall, four of the 13 stores were promoting mangos at the time of the store visits.
  - ▶ Promoted prices ranged from \$0.68 for bulk red/green to \$12.99 for a box of yellow mangos.

Mango Items Available Atlanta

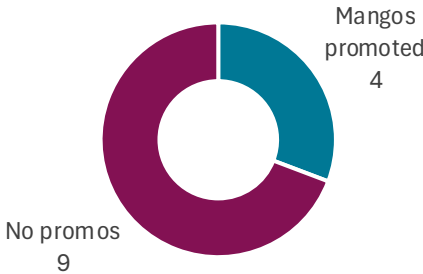


Items	Reg. Price Range	Promo Price Range
Bulk Red/Green	\$0.59 – 2/\$4.00	\$0.68 - 3/\$5.00
Bulk Org Red/Green	\$2.99	n/a
Bulk Yellow	\$0.76 - \$2.99	\$2.49
Bulk Org Yellow	\$0.99	n/a
Pkg Red/Green	\$3.99 - \$19.99	\$10.99
Pkg Yellow	\$19.99	\$12.99
Pkg Org Yellow	\$12.99	\$9.99

Stores with Organic Mangos



Stores with Mango Promotions



Source: Category Partners, Identifying In-store Conditions for the Mango Category, October 2025

# July Mango Displays: Atlanta

Retailer	City	Number of Displays	Total SF	Display Location	Display Conditions	Mango Conditions	Signage	Varieties
Aldi	Atlanta	1	12.0	Front	Good	Fair	Price	Bulk Red/Green, Pkg Red/Green
Fresh Market	Atlanta	1	2.0	Middle	Good	Fair	Price	Bulk Red/Green, Bulk Yellow
H Mart	Doraville	3	32.3	Front, Back	Very good	Very good	Price, Promo, Origin	Bulk Red/Green, Bulk Yellow, Pkg Red/Green, Pkg Yellow, Pkg Org Yellow
Ingles	Stone Mountain	2	6.3	Front, Back	Very good	Very good	Price, Promo	Bulk Red/Green
Kroger	Sandy Springs	2	14.0	Front, Middle	Excellent	Excellent	Price	Bulk Red/Green, Bulk Yellow, Bulk Org Red/Green
Kroger	Atlanta	3	6.1	Back	Excellent	Excellent	Price	Bulk Red/Green, Pkg Red/Green
Publix	Sandy Springs	1	1.7	Front	Excellent	Very good	Price	Bulk Red/Green
Publix	Decatur	2	5.0	Middle, Back	Excellent, Good	Excellent, Very good	Price, Promo	Bulk Red/Green
Publix	Chamblee	1	4.0	Middle	Excellent	Very good	Price, Promo	Bulk Red/Green
Quality Foods/Food Depot	Stone Mountain	2	1.9	Middle	Good, Poor	Good	Price	Bulk Red/Green, Bulk Org Yellow
Sprouts	Tucker	1	9.0	Front	Excellent	Excellent	Price, Flavor	Bulk Red/Green, Bulk Yellow
Target	Tucker	1	1.2	Middle	Good	Good	Price	Bulk Red/Green
Walmart	Chamblee	2	3.3	Front, Middle	Good	Good	Price	Bulk Red/Green, Bulk Yellow

# July Mango Varieties: Atlanta



Ingles, Stone Mountain, GA

Retailer	City	Color	Bulk/Pkg	Origin	Price	Sale Price
Aldi	Atlanta	Red/Green	Bulk	Mexico	\$0.59	
		Red/Green	Pkg - 4 ct	Mexico	\$3.99	
Fresh Market	Atlanta	Red/Green	Bulk	Not listed	\$1.79	
		Yellow	Bulk	Mexico	\$1.79	
H Mart	Doraville	Red/Green	Box	Mexico	\$19.99	\$10.99
		Yellow	Box	Ecuador	\$19.99	\$12.99
		Red/Green	Bulk	Ecuador	\$1.99	
		Yellow	Bulk	Ecuador	\$2.97	\$2.49
		Org Yellow	Pkg - 6 ct	Mexico	\$12.99	\$9.99
Ingles	Stone Mountain	Red/Green	Bulk	Mexico	\$1.99	\$0.68
Kroger	Sandy Springs	Org Red/Green	Bulk	Mexico	\$2.99	
		Red/Green	Bulk	Mexico	2/\$4	
		Yellow	Bulk	Mexico	10/\$10	
Kroger	Atlanta	Red/Green	Bulk	Mexico	2/\$4	
		Red/Green	Pkg - 4 ct	Mexico	\$3.99	
Publix	Sandy Springs	Red/Green	Bulk	Not listed	3/\$5	
Publix	Decatur	Red/Green	Bulk	Mexico	Not shown	3/\$5
Publix	Chamblee	Red/Green	Bulk	Mexico	Not shown	3/\$5
Quality Foods/Food Depot	Stone Mountain	Red/Green	Bulk	Mexico	\$1.09	
		Org Yellow	Bulk	Not listed	\$0.99	
Sprouts	Tucker	Red/Green	Bulk	Mexico	4/\$5	
		Yellow	Bulk	Mexico	\$0.88	
Target	Tucker	Red/Green	Bulk	Mexico	\$0.99	
Walmart	Chamblee	Yellow	Bulk	Mexico	\$0.76	
		Red/Green	Bulk	Mexico	\$0.97	

# July Mango Displays: Atlanta



H Mart, Doraville, GA



Sprouts, Tucker, GA



Quality Foods/Food Depot, Stone Mountain, GA



Publix, Decatur, GA

# July Mango Displays: Atlanta



Kroger, Atlanta, GA



Walmart, Chamblee, GA



Publix, Sandy Springs, GA



Kroger, Sandy Springs, GA

# Austin Market

# Sales Performance: Austin

## Dollars

\$2.0M

▲ +10.6% Chg YoY

## Units

1.9M

▲ +30.9% Chg YoY

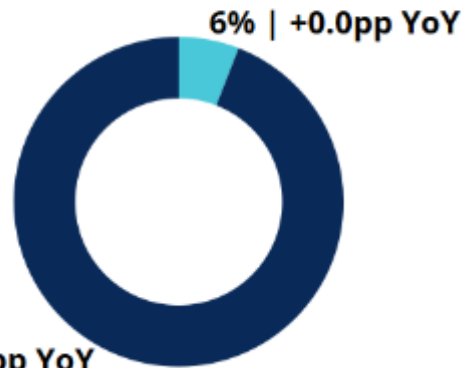
## Price Per Unit

\$1.04

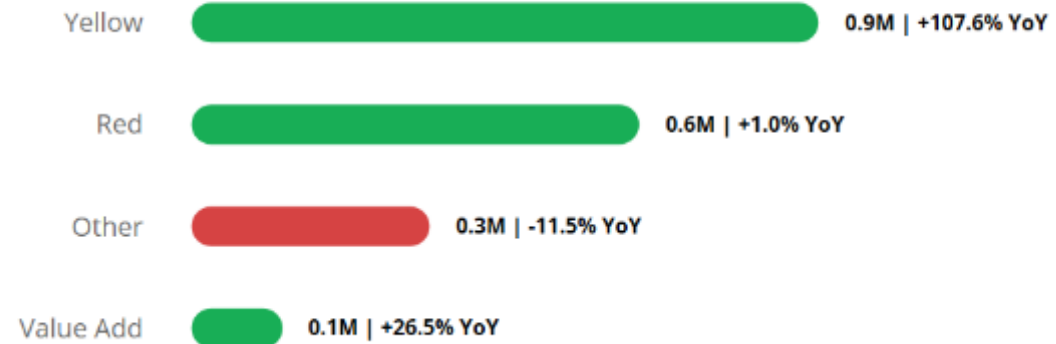
▼ \$-0.19 Chg YoY

## Units by Bagged/Bulk

■ Bagged  
■ Bulk



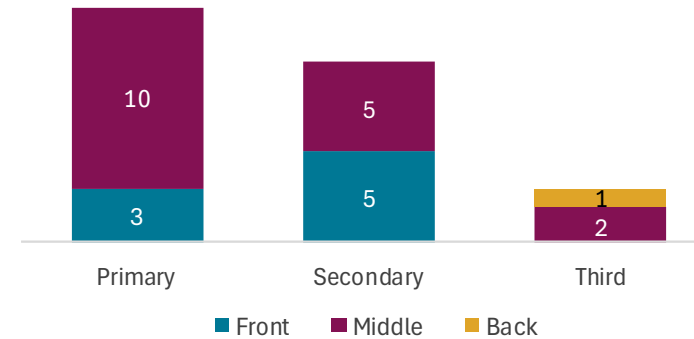
## Units by Variety



# July Mango Displays: Austin

- ▶ In the Austin Market, mango displays were most often located in the middle of the produce department.
- ▶ The primary mango displays averaged 10.4 SF; ten stores had secondary displays, averaging a similar 10.2 SF.
- ▶ Three HEB stores dedicated more than a total of 25 SF to mangos. Only three stores, including Target and Walmart, had less than 10 SF total.
- ▶ Mangos were most often located next to dragon fruit, kiwifruit, pineapple, guava, coconut, peaches, plantains and prickly pear.

Display Location: Austin



Fixtures	Primary	Secondary	Third
Waterfall	12	3	2
End cap		9	
Tables	1	6	
Crate		1	1

Average Space Primary Display:  
**10.4 SF**

Average Space Secondary Display:  
**10.2 SF**

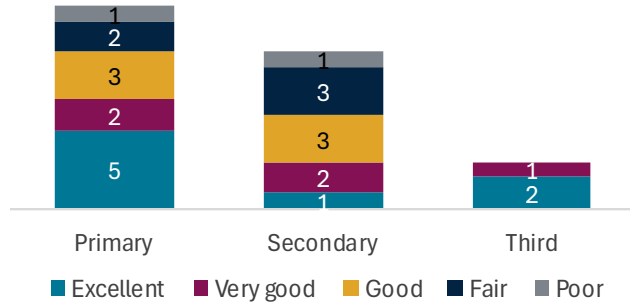
Average Space Tertiary Display:  
**2.8 SF**

Largest Total Space:  
HEB  
**46.1 SF**

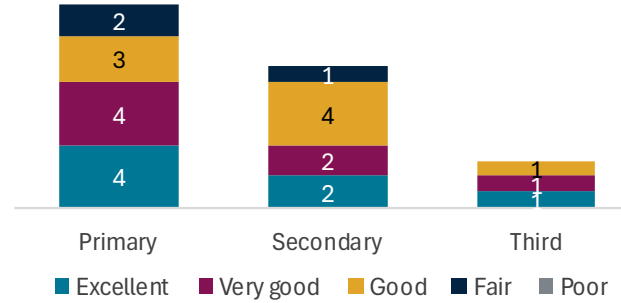
Smallest Total Space:  
Target  
**2.4 SF**

# July Mango Displays: Austin

Display Condition: Austin



Mango Condition: Austin



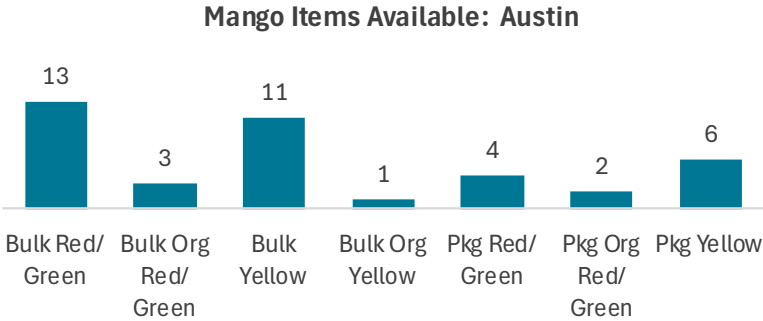
- ▶ Display conditions in the Austin market were generally good to excellent; mango conditions were also typically good to excellent.
- ▶ Displays were more often full or mostly full; however, a few displays were low on mangos.
- ▶ All displays had signage, most often price or promotion signage. A few stores included origin and/or variety signage.

Displays	Primary	Secondary	Third
Fully stocked	2	4	1
Mostly full	6	4	2
Half full	2		
Low	3	1	
Empty		1	

Signage	Primary	Secondary	Third
Total	13	10	3
Price	13	8	3
Ad/Promo	4	2	1
Origin	2	2	
Variety	1	1	

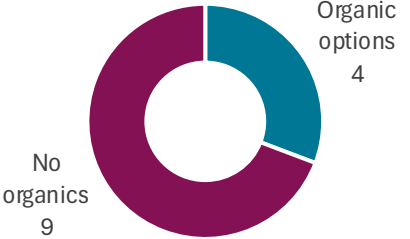
# July Mango Varieties: Austin

- ▶ All stores carried bulk red/green varieties, ranging in price from \$0.59 to \$2.99.
- ▶ Eleven stores carried bulk yellow mangos, with an everyday price between \$0.67 and 5/\$5.00.
- ▶ Three stores carried packaged mangos, ranging in price from \$3.98 to \$8.99.
- ▶ Four stores in the Austin market carried an organic option.
- ▶ Overall, four of the 13 stores were promoting mangos at the time of the store visits.
  - ▶ The only item promoted was red/green bulk, ranging from \$0.87 to \$1.99.

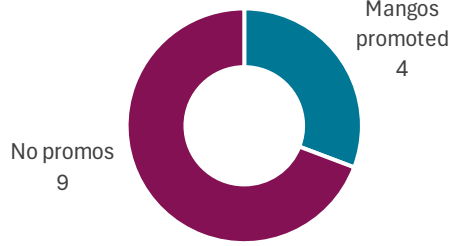


Items	Reg. Price Range	Promo Price Range
Bulk Red/Green	\$0.59 - \$2.99	\$0.87 - \$1.99
Bulk Org Red/Green	\$0.87 - 2/\$5.00	n/a
Bulk Yellow	\$0.67 - 5/\$5.00	n/a
Bulk Org Yellow	3/\$5.00	n/a
Pkg Red/Green	\$3.98 - \$8.00	n/a
Pkg Org Red/Green	\$3.98 - \$4.98	n/a
Pkg Yellow	\$3.98 - \$8.99	n/a

**Stores with Organic Mangos**



**Stores with Mango Promotions**



# July Mango Displays: Austin

Retailer	City	Number of Displays	Total SF	Display Location	Display Conditions	Mango Conditions	Signage	Varieties
H E B	Austin	2	20.0	Front	Good, Fair	Fair	Price, Promo	Bulk Red/Green, Bulk Yellow, Pkg Yellow
H E B	Round Rock	2	25.3	Front, Middle	Excellent, Good	Excellent, Good	Price	Bulk Red/Green, Bulk Yellow, Pkg Red Green
H E B	Cedar Park	3	46.1	Front, Middle	Excellent, Very good	Excellent, Very good	Price	Bulk Red/Green, Bulk Yellow, Org Red/Green, Pkg Red/Green, Pkg Yellow
H E B	Austin	2	35.9	Middle	Good, Fair	Very good, Good	Price, Promo	Bulk Red/Green, Bulk Yellow, Pkg Red/Green, Pkg Yellow
H E B	Hutto	2	20.0	Middle	Very good, Fair	Very good, Good	Price	Bulk Red/Green, Bulk Yellow, Pkg Yellow
H E B	Austin	3	18.3	Middle	Excellent to Poor	Excellent to Good	Price	Bulk Red/Green, Bulk Yellow, Org Red/Green, Pkg Yellow, Pkg Org Red/Green
H Mart	Austin	3	21.4	Middle, Back	Very good to Fair	Good, Fair	Price, Promo, Origin	Bulk Red/Green, Bulk Yellow, Pkg Yellow
Randalls	Cedar Park	2	12.8	Front, Middle	Excellent	Excellent, Very good	Price, Promo, Origin	Bulk Red/Green
Sprouts	Cedar Park	1	16.5	Front	Excellent	Excellent	Price	Bulk Red/Green, Bulk Yellow, Org Red/Green, Org Yellow
Target	Cedar Park	1	2.4	Middle	Excellent	Excellent	Price	Bulk Red/Green
Walmart	Austin	2	7.5	Middle	Good, Poor	Good	Price	Bulk Red/Green, Bulk Yellow, Pkg Org Red/Green
Walmart	Round Rock	2	14.0	Front	Very good, Good	Very good, Good	Price	Bulk Red/Green, Bulk Yellow, Pkg Red/Green
Walmart	Cedar Park	1	5.0	Middle	Very good	Very good	Price	Bulk Red/Green, Bulk Yellow

# July Mango Varieties: Austin



Sprouts Farmers Market, Cedar Park, TX

Retailer	City	Color	Bulk/Pkg	Origin	Price	Sale Price
H E B	Austin	Red/Green	Bulk	Mexico	\$0.59	
		Red/Green	Bulk	Mexico	Not shown	\$0.87
		Yellow	Bulk	Mexico	\$0.67	
H E B	Round Rock	Yellow	Box	Mexico	\$3.98	
		Red/Green	Bulk	Mexico	\$0.59	
		Red/Green	Bulk	Mexico	\$0.98	
		Yellow	Bulk	Mexico	\$0.67	
H E B	Cedar Park	Red/Green	Box	Columbia	\$3.98	
		Red/Green	Bulk	Mexico	\$0.59	
		Red/Green	Bulk	Mexico	\$0.98	
		Yellow	Bulk	Mexico	\$0.67	
		Org Red/Green	Bulk	Mexico	\$2.50	
		Red/Green	Box - 9 ct	Mexico	\$8.00	
H E B	Austin	Yellow	Box	Mexico	\$3.98	
		Red/Green	Bulk	Mexico	\$0.59	
		Red/Green	Bulk	Mexico	\$1.98	
		Red/Green	Bulk	Mexico	Not shown	\$0.87
		Yellow	Bulk	Mexico	\$0.98	
		Red/Green	Box	Mexico/Columbia	\$3.98	
		Red/Green	Box	Mexico	\$7.50	
H E B	Hutto	Yellow	Box	Mexico	\$3.98	
		Red/Green	Bulk	Mexico	\$0.59	
		Red/Green	Bulk	Mexico	\$0.97	
		Yellow	Bulk	Mexico	\$0.67	
		Yellow	Box	Mexico	\$3.98	

# July Mango Varieties: Austin



H Mart, Austin, TX

Retailer	City	Color	Bulk/Pkg	Origin	Price	Sale Price
H E B	Austin	Red/Green	Bulk	Mexico	\$0.87	
		Red/Green	Bulk	Mexico	\$1.98	
		Yellow	Bulk	Mexico	\$0.67	
		Org Red/Green	Bulk	Mexico	\$0.87	
		Yellow	Box	Mexico	\$3.98	
		Org Red/Green	Box	Columbia	\$3.98	
H Mart	Austin	Red/Green	Bulk	Mexico	\$0.99	
		Red/Green	Bulk	Puerto Rico	\$2.99	\$1.99
		Yellow	Bulk	Mexico	\$0.99	
		Yellow	Box - 6 ct	Mexico	\$8.99	
Randalls	Cedar Park	Red/Green	Bulk	Ecuador	\$1.29	\$0.87
Sprouts	Cedar Park	Red/Green	Bulk	Mexico	4/\$5	
		Yellow	Bulk	Mexico	5/\$5	
		Org Red/Green	Bulk	Mexico	2/\$5	
		Org Yellow	Bulk	Mexico	3/\$5	
Target	Cedar Park	Red/Green	Bulk	Mexico	\$0.99	
Walmart	Austin	Red/Green	Bulk	Mexico	\$0.87	
		Yellow	Bulk	Mexico	\$0.67	
		Org Red/Green	Pkg - 3 lbs	Not shown	\$4.98	
Walmart	Round Rock	Red/Green	Bulk	Mexico	\$0.87	
		Yellow	Bulk	Mexico	\$0.67	
		Red/Green	Pkg	Not listed	\$4.98	
Walmart	Cedar Park	Red/Green	Bulk	Mexico	Not shown	
		Yellow	Bulk	Mexico	\$0.67	

# July Mango Displays: Austin



H E B, Austin, TX



Walmart, Austin, TX



H E B, Hutto, TX



Sprouts Farmers Market

# July Mango Displays: Austin




H E B, Cedar Park, TX



Randalls, Cedar Park, TX



H E B, Austin TX



Walmart, Cedar Park, TX

# Boston/Manchester Market

# Sales Performance: Boston

## Dollars

\$10.1M

▲ +7.5% Chg YoY

## Units

6.1M

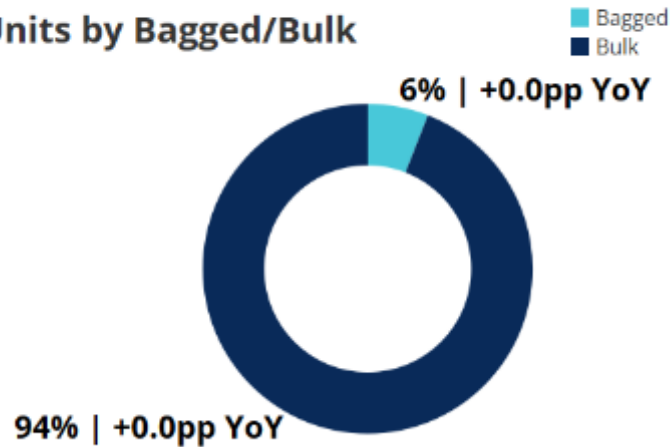
▲ +4.7% Chg YoY

## Price Per Unit

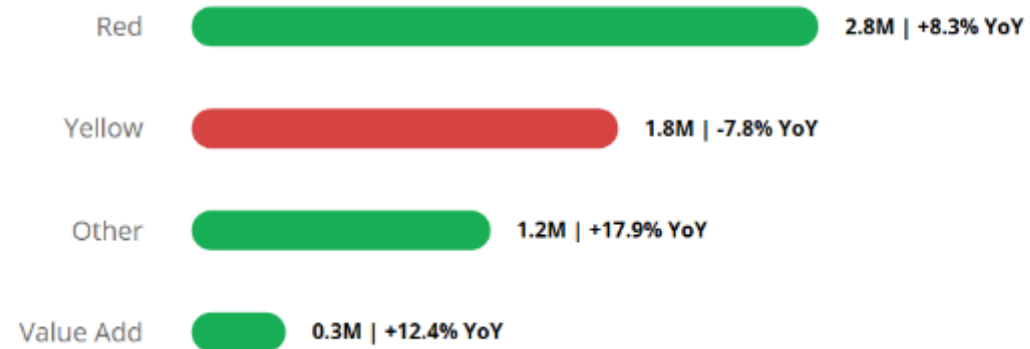
\$1.65

▲ \$0.04 Chg YoY

### Units by Bagged/Bulk

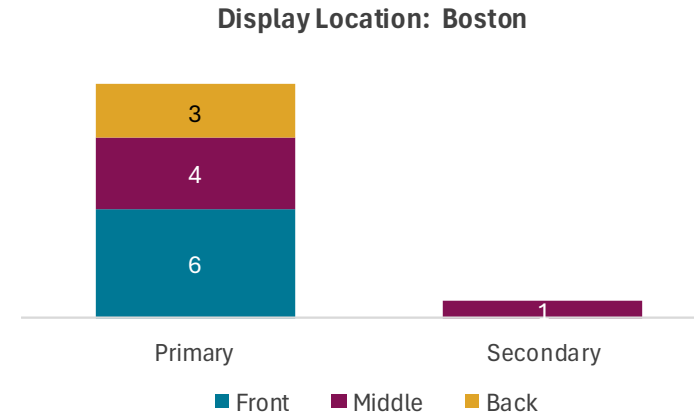


### Units by Variety



# July Mango Displays: Boston

- ▶ In the Los Angeles Market, mango displays were most often located in the front or middle of the produce department.
- ▶ The primary mango displays averaged 6.0 SF; one store had a small secondary displays with 0.3 SF.
- ▶ Only three stores, including Stop & Shop Demoulas, dedicated more than a total of 10 SF to mangos. Roche Bros. and Trader Joe's had less than 1 SF total.
- ▶ Mangos were most often located next to pineapples, avocados, kiwifruit, bananas, dragon fruit, oranges, nectarines and pears.



Fixtures	Primary	Secondary
End cap	11	
Bin	3	1
Table	3	
Waterfall	1	

Average Space Primary Display:  
**6.0 SF**

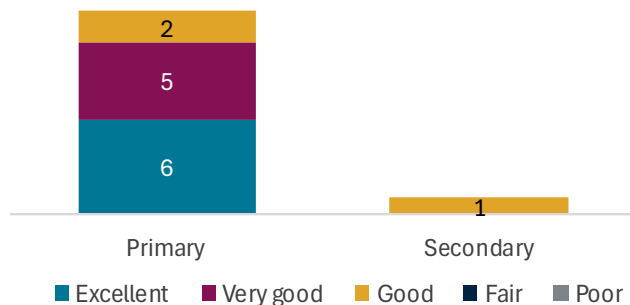
Average Space Secondary Display:  
**0.3 SF**

Largest Total Space:  
Stop & Shop  
**14.2 SF**

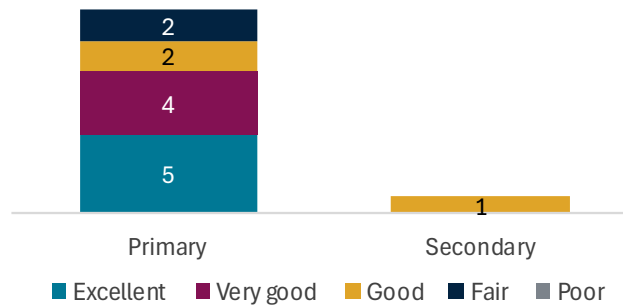
Smallest Total Space:  
Roche Bros.  
**0.4 SF**

# July Mango Displays: Boston

Display Condition: Boston



Mango Condition: Boston



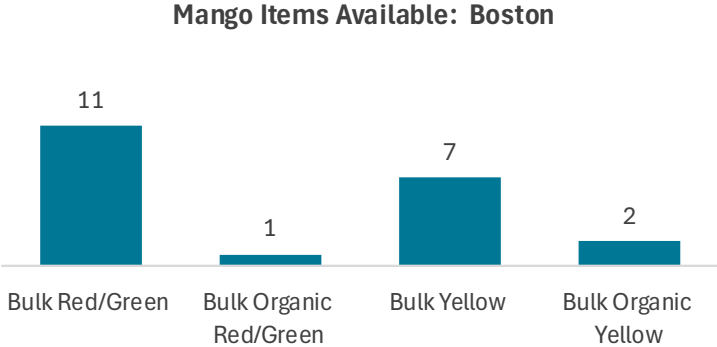
- ▶ Display conditions in the Boston market were good to excellent; mango conditions were also typically good to excellent.
- ▶ Displays were typically full or mostly full.
- ▶ All displays had signage. In addition to price, several stores including signage with information on promotions, flavor and origin.

Displays	Primary	Secondary
Fully stocked	5	
Mostly full	6	
Half full	2	1
Low		
Empty		

Signage	Primary	Secondary
Total	13	1
Price	13	1
Ad/Promo	7	
Flavor	8	1
Origin	8	
Health	2	

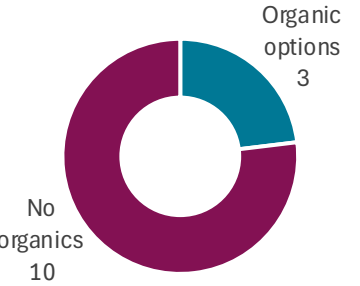
# July Mango Varieties: Boston

- ▶ Most stores carried bulk red/green varieties, ranging in price from \$0.99 to \$2.99.
- ▶ Seven stores carried bulk yellow mangos, with an everyday price range also between \$0.99 and \$2.99.
- ▶ Three stores in the Boston market carried an organic option.
- ▶ Overall, seven of the 13 stores were promoting mangos at the time of the store visits.
  - ▶ Promoted price ranged from \$0.77 to \$2.39.



Items	Reg. Price Range	Promo Price Range
Bulk Red/Green	\$0.99 - \$2.99	\$0.77 - 4/\$5.00
Bulk Org Red/Green	\$1.99	n/a
Bulk Yellow	\$0.99 - \$2.99	\$0.77 - \$1.39
Bulk Org Yellow	\$1.89 - \$2.99	\$1.27 - \$2.39

**Stores with Organic Mangos**



**Stores with Mango Promotions**



# July Mango Displays: Boston

Retailer	City	Number of Displays	Total SF	Display Location	Display Conditions	Mango Conditions	Signage	Assortment
Demoulas/Market Basket	Waltham	1	12.0	Back	Excellent	Excellent	Price, Promo, Flavor, Health, Origin	Bulk Red/Green, Bulk Yellow
Demoulas/Market Basket	Somerville	1	10.0	Back	Very good	Very good	Price, Flavor, Origin	Bulk Red/Green, Bulk Yellow
H Mart	Somerville	1	3.9	Front	Excellent	Excellent	Price, Flavor, Origin	Bulk Red/Green, Bulk Yellow
Hannaford	Waltham	1	3.8	Front	Very good	Very good	Price	Bulk Red/Green
Roche Bros	Watertown	1	0.4	Front	Good	Good	Price	Bulk Red/Green, Bulk Yellow
Shaws	Waltham	2	8.3	Middle	Good	Good, Fair	Price, Promo, Flavor	Bulk Red/Green, Bulk Org Red/Green
Star Market	Newton	1	9.0	Front	Excellent	Excellent	Price, Promo, Flavor, Origin	Bulk Red/Green
Stop & Shop	Somerville	1	4.5	Middle	Very good	Good	Price, Promo, Flavor, Origin	Bulk Yellow, Bulk Org Yellow
Stop & Shop	Watertown	1	2.0	Middle	Very good	Very good	Price, Promo, Flavor	Bulk Red/Green
Stop & Shop	Arlington	1	14.2	Middle	Excellent	Excellent	Price, Origin, Promo	Bulk Red/Green, Bulk Yellow
Target	Watertown	1	1.5	Front	Excellent	Excellent	Price	Bulk Red/Green
Trader Joes	West Newton	1	0.8	Back	Excellent	Very good	Price, Origin	Bulk Red/Green
Whole Foods	Cambridge	1	8.4	Front	2Very good	Fair	Price, Promo, Flavor, Health, Origin	Bulk Yellow, Bulk Org Yellow

# July Mango Varieties: Boston



Star Market, Newton, MA

Retailer	City	Variety	Bulk/Pkg	Origin	Price	Sale Price
Demoulas/Market Basket	Waltham	Red/Green	Bulk	Mexico	\$0.99	
		Yellow	Bulk	Peru	\$1.49	\$0.99
Demoulas/Market Basket	Somerville	Red/Green	Bulk	Mexico	\$0.99	
		Yellow	Bulk	Mexico	\$0.99	
H Mart	Somerville	Red/Green	Bulk	Mexico	\$1.99	
		Yellow	Bulk	Mexico	\$1.99	
Hannaford	Waltham	Red/Green	Bulk	Mexico	\$1.49	
Roche Bros	Watertown	Red/Green	Bulk	Not shown	\$2.99	
		Yellow	Bulk	Not shown	\$2.99	
Shaws	Waltham	Red/Green	Bulk	Mexico	\$1.49	4/\$5
		Org Red/Green	Bulk	Mexico	\$1.99	
Star Market	Newton	Red/Green	Bulk	Mexico	\$1.49	4/\$5
Stop & Shop	Somerville	Yellow	Bulk	Mexico	\$1.33	\$0.77
		Org Yellow	Bulk	Mexico	\$1.89	\$1.27
Stop & Shop	Watertown	Red/Green	Bulk	Mexico	\$1.50	\$0.77
Stop & Shop	Arlington	Red/Green	Bulk	Mexico	\$1.49	\$0.77
		Yellow	Bulk	Mexico	\$1.49	\$0.77
Target	Watertown	Red/Green	Bulk	Not shown	\$1.99	
Trader Joes	West Newton	Red/Green	Bulk	Mexico	\$1.49	
Whole Foods	Cambridge	Yellow	Bulk	Mexico	\$1.69	\$1.39
		Org Yellow	Bulk	Mexico	\$2.99	\$2.39

# July Mango Displays: Boston



Hannaford, Waltham, MA



Whole Foods, Cambridge, MA



Stop & Shop, Somerville, MA



Demoulas/Market Basket, Waltham, MA

# July Mango Displays: Boston



Shaws, Waltham, MA



H Mart, Somerville, MA



Stop & Shop, Watertown, MA



Target, Watertown, MA



# Chicago Market

# Sales Performance: Chicago

## Dollars

\$10.9M

▼ -2.7% Chg YoY

## Units

11.3M

▲ +15.0% Chg YoY

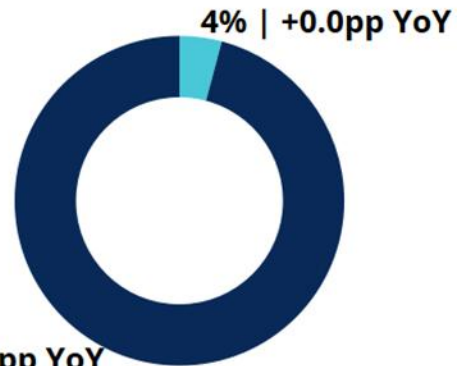
## Price Per Unit

\$0.97

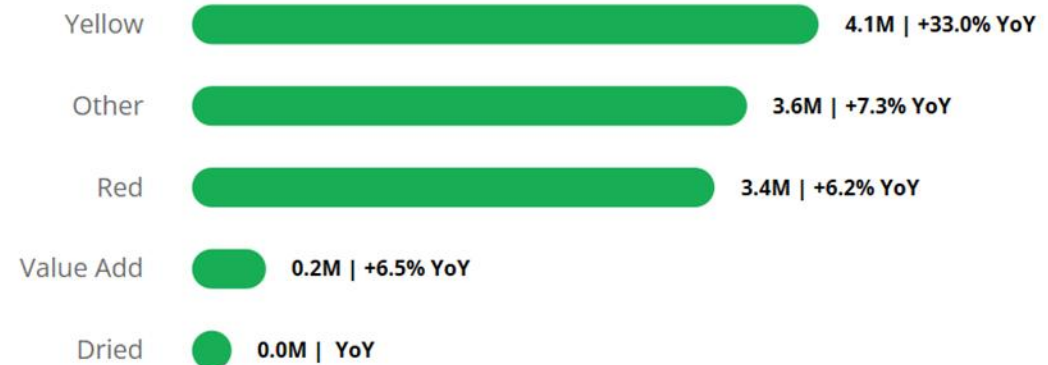
▼ \$-0.18 Chg YoY

## Units by Bagged/Bulk

■ Bagged  
■ Bulk



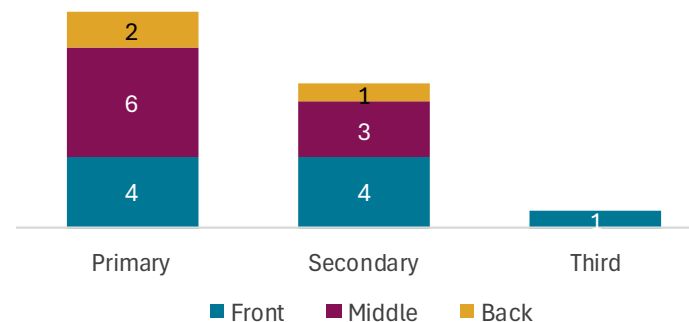
## Units by Variety



# July Mango Displays: Chicago

- ▶ In the Chicago Market, mango displays were most often located in the front or middle of the produce department.
- ▶ The primary mango displays averaged 10.3 SF; eight stores store had secondary displays, averaging 13.3 SF.
- ▶ Tony’s Finer Foods and H Mart dedicated more than a total of 40 SF to mangos. Aldi had less than 4 SF total and Target had no mango display.
- ▶ Mangos were most often located next to kiwifruit, melons, apples, avocados, pineapples, papaya and plantains.

Display Location: Chicago



Fixtures	Primary	Secondary	Third
Table	7	1	
Waterfall	4	1	1
Bin	1	4	
End cap		2	

Average Space Primary Display:  
**10.3 SF**

Average Space Secondary Display:  
**13.3 SF**

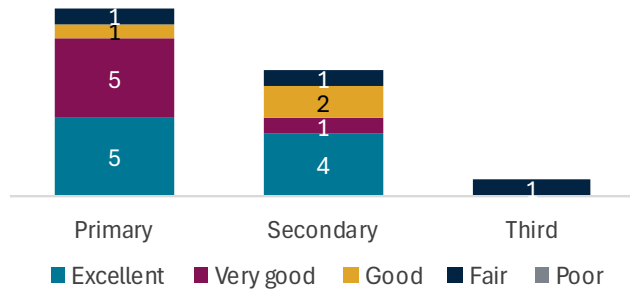
Average Space Tertiary Display:  
**1.5 SF**

Largest Total Space:  
Tony’s Finer Foods  
**50.0 SF**

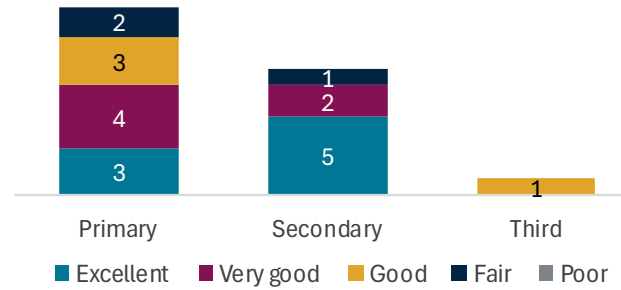
Smallest Total Space:  
Target  
**0.0 SF**

# July Mango Displays: Chicago

Display Condition: Chicago



Mango Condition: Chicago



- ▶ Display conditions in the Chicago market were generally good to excellent; mango conditions were also typically good to excellent.
- ▶ Displays were typically full or mostly full.
- ▶ Most displays had signage. In addition to price and ad signage, several stores included signage with information on origin, variety, health and recipes.

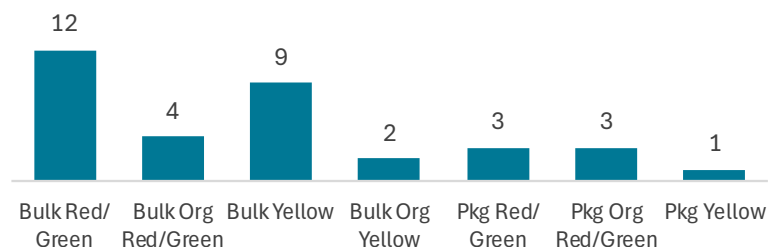
Displays	Primary	Secondary	Third
Fully stocked	3	5	
Mostly full	8	1	
Half full		2	
Low	1		1
Empty			

Signage	Primary	Secondary	Third
Total	10	8	1
Price	10	6	1
Ad/Promo	6	4	
Origin	2	4	
Variety	5		
Health	1		
Recipes	1		

# July Mango Varieties: Chicago

- ▶ Nearly all stores carried bulk red/green varieties, ranging in price from \$0.85 to \$1.99.
- ▶ Nine stores carried bulk yellow mangos, with an everyday price between \$0.76. and \$1.49.
- ▶ Six stores carried packaged mangos, ranging in price from \$3.99 to \$19.99.
- ▶ About half the stores in the Chicago market carried an organic option.
- ▶ Overall, seven of 13 stores were promoting mangos at the time of the store visits.
  - ▶ Promoted price ranged from \$0.69 to 5/\$5.00 for bulk mangos and \$6.99 to \$10.99 for a box of mangos.

Mango Items Available: Chicago

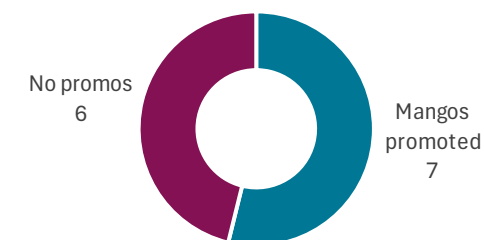


Items	Reg. Price Range	Promo Price Range
Bulk Red/Green	\$0.85 - \$1.99	\$0.69 - 5/\$5.00
Bulk Org Red/Green	\$1.99 - \$2.99	n/a
Bulk Yellow	\$0.76 - \$1.49	\$0.99
Bulk Org Yellow	\$1.25 - \$2.29	4/\$5.00
Pkg Red/Green	\$6.99 - \$14.99	\$6.99
Pkg Org Red/Green	\$3.99 - \$5.49	n/a
Pkg Yellow	\$19.99	\$10.99

Stores with Organic Mangos



Stores with Mango Promotions



# July Mango Displays: Chicago

Retailer	City	Number of Displays	Total SF	Display Location	Display Conditions	Mango Conditions	Signage	Assortment
Aldi	Niles	1	3.4	Front	Very good	Very good	Price	Bulk Red/Green
H Mart	Niles	2	41.9	Front, Middle	Good	Excellent, Fair	Price, Promo, Origin, Variety	Bulk Red/Green, Bulk Yellow, Pkg Red/Green, Pkg Yellow
Jewel Osco	Arlington Heights	1	12.0	Middle	Very good	Very good	Price, Promo, Variety	Bulk Red/Green, Bulk Yellow
Jewel Osco	Niles	1	21.0	Front	Very good	Excellent	Price, Promo, Variety	Bulk Red/Green, Bulk Yellow
Mariano's	Chicago	2	18.0	Front, Middle	Excellent, Very good	Very good, Good	Promo	Bulk Red/Green, Bulk Org Red/Green, Bulk Org Yellow, Pkg Org Red/Green
Mariano's	Arlington Heights	2	18.0	Front, Middle	Excellent, Fair	Fair	Price, Promo	Bulk Red/Green, Bulk Yellow, Bulk Org Red/Green
Meijer	Rolling Meadows	2	13.9	Front, Middle	Excellent, Very good	Excellent, Good	Price, Variety	Bulk Red/Green, Bulk Yellow, Pkg Yellow
Target	Niles	0	0.0	No Mangos				
Tonys Finer Foods	Chicago	2	27.1	Middle, Back	Excellent	Excellent	Price, Promo, Origin	Bulk Red/Green, Bulk Yellow, Pkg Red/Green
Tonys Finer Foods	Niles	2	50.0	Front, Middle	Excellent, Good	Very good, Good	Price, Promo, Origin, Variety	Bulk Red/Green, Bulk Yellow, Pkg Yellow
Trader Joes	Park Ridge	1	5.3	Middle	Excellent	Excellent	Price, Health, Recipe	Bulk Red/Green, Org Bulk Red/Green
Walmart	Skokie	3	17.5	Front, Middle	Excellent, Fair	Excellent to Good	Price, Origin	Bulk Red/Green, Bulk Yellow, Pkg Org Yellow
Whole Foods	Park Ridge	2	4.3	Back	Excellent, Very good	Excellent, Very good	Price, Origin	Bulk Red/Green, Bulk Yellow, Bulk Org Red/Green, Bulk Org Yellow

# July Mango Varieties: Chicago



H Mart, Niles, IL

Retailer	City	Color	Bulk/Pkg	Origin	Price	Sale Price
Aldi	Niles	Red/Green	Bulk	Mexico	\$0.85	
H Mart	Niles	Red/Green	Bulk	Mexico	\$1.49	
		Yellow	Bulk	Mexico	\$0.99	
		Red/Green	Box – 8 ct	Mexico	\$14.99	
		Yellow	Box	Mexico	\$19.99	\$10.99
Jewel Osco	Arlington Heights	Red/Green	Bulk	Mexico	\$1.99	\$0.69
		Yellow	Bulk	Mexico	\$0.99	
Jewel Osco	Niles	Red/Green	Bulk	Mexico	\$1.99	\$0.69
		Yellow	Bulk	Mexico	\$0.99	
Mariano's	Chicago	Red/Green	Bulk	Mexico	\$1.50	5/\$5
		Org Red/Green	Bulk	Mexico	Not shown	
		Org Yellow	Bulk	Mexico	\$1.25	4/\$5
		Org Red/Green	Pkg – 4 ct	Mexico	\$3.99	
Mariano's	Arlington Heights	Red/Green	Bulk	Mexico	\$1.50	5/\$5
		Yellow	Bulk	Mexico	4/\$5	
		Org Red/Green	Bulk	Mexico	\$2.29	
Meijer	Rolling Meadows	Red/Green	Bulk	Mexico	\$1.19	
		Yellow	Bulk	Mexico	\$1.19	
		Org Red/Green	Pkg – 3 lbs	Mexico	\$5.49	

# July Mango Varieties: Chicago



Jewel Osco, Arlington Heights, IL

Retailer	City	Color	Bulk/Pkg	Origin	Price	Sale Price
Target	Niles	No Mangos				
Tonys Finer Foods	Chicago	Red/Green	Bulk	Mexico	\$1.49	\$0.99
		Yellow	Bulk	Mexico	\$1.49	\$0.99
		Red/Green	Box – 7 ct	Mexico	\$8.99	\$6.99
Tonys Finer Foods	Niles	Red/Green	Bulk	Mexico	\$1.49	\$0.99
		Yellow	Bulk	Mexico	\$1.49	\$0.99
		Red/Green	Box – 7 ct	Mexico	\$6.99	
Trader Joes	Park Ridge	Red/Green	Bulk	Mexico	\$1.49	
		Org Red/Green	Bulk	Mexico	\$1.99	
Walmart	Skokie	Red/Green	Bulk	USA	\$0.97	
		Yellow	Bulk	Not listed	\$0.76	
		Org Red/Green	Pkg – 3 lbs	Not listed	\$4.98	
Whole Foods	Park Ridge	Red/Green	Bulk	Mexico	\$1.99	
		Yellow	Bulk	Mexico	Not shown	
		Org Red/Green	Bulk	Mexico	\$2.99	
		Org Yellow	Bulk	Mexico	\$2.29	

# July Mango Displays: Chicago




Aldi, Niles, IL



Jewel Osco, Niles, IL



Mariano's, Arlington Heights, IL



Mariano's, Chicago, IL

# July Mango Displays: Chicago



Meijer, Rolling Meadows, IL



Tonys, Chicago, IL



Trader Joes, Park Ridge, IL



Walmart, Skokie, IL

# Cincinnati Market

# Sales Performance: Cincinnati

## Dollars

\$1.5M

▲ +28.1% Chg YoY

## Units

0.8M

▲ +14.7% Chg YoY

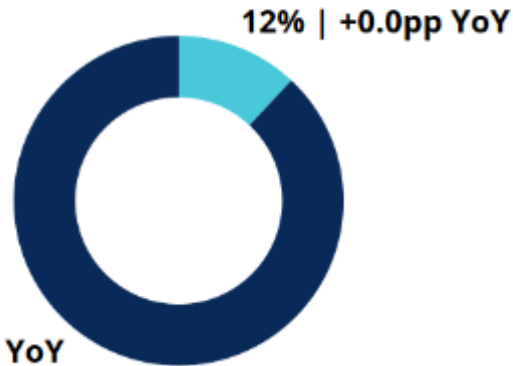
## Price Per Unit

\$1.97

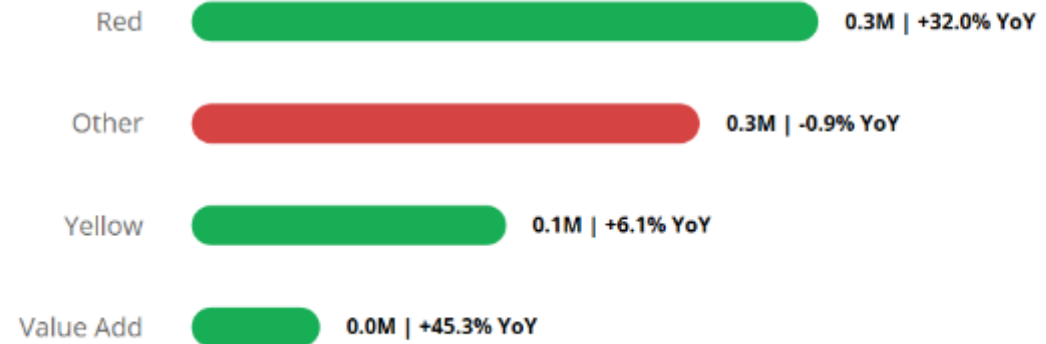
▲ \$0.21 Chg YoY

## Units by Bagged/Bulk

■ Bagged  
■ Bulk



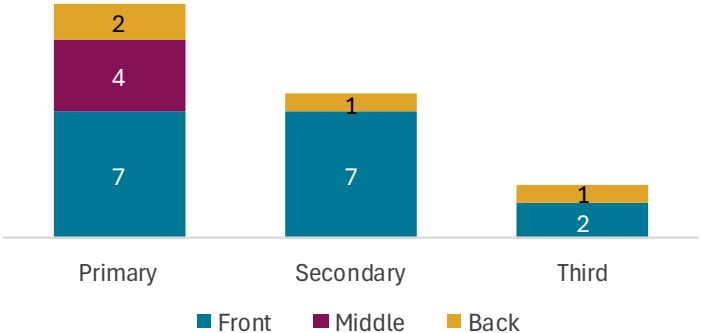
## Units by Variety



# July Mango Displays: Cincinnati

- ▶ In the Cincinnati Market, mango displays were most often located in the front of the produce department.
- ▶ The primary mango displays averaged 6.5 SF; eight stores had a secondary displays averaging a similar 6.1 SF.
- ▶ Two stores, Patel Brothers and one Walmart store, dedicated more than a total of 15 SF to mangos. Save A Lot and Aldi had less than 2 SF total.
- ▶ Mangos were most often located next to pineapples, coconuts, dragon fruit, limes, apples, bananas, tomatoes and pomegranate.

Display Location: Cincinnati



Fixtures	Primary	Secondary	Third
Waterfall	12	2	
Table		6	3
Bin	1	1	

Average Space Primary Display:  
**6.5 SF**

Average Space Secondary Display:  
**6.1 SF**

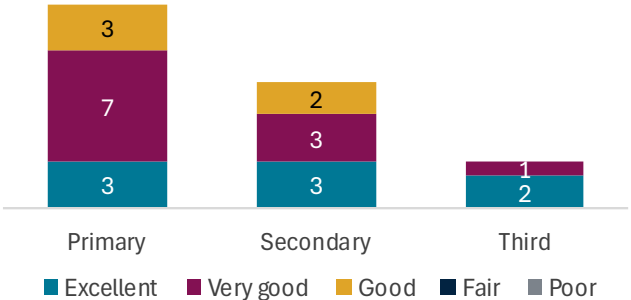
Average Space Tertiary Display:  
**4.2 SF**

Largest Total Space:  
Patel Brothers  
**17.3 SF**

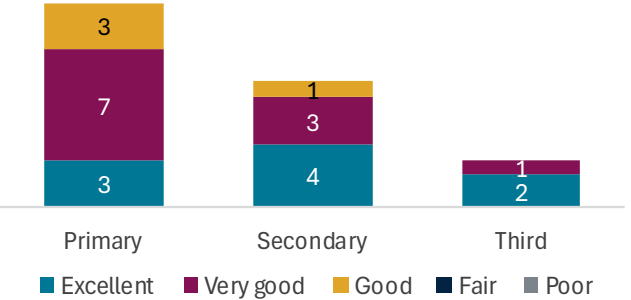
Smallest Total Space:  
Save A Lot  
**1.8 SF**

# July Mango Displays: Cincinnati

Display Condition: Cincinnati



Mango Condition: Cincinnati



- ▶ Display conditions in the Cincinnati market were good to excellent; mango conditions were also good to excellent.
- ▶ Displays were nearly always full or mostly full.
- ▶ All but one store had signage. In addition to pricing and promotion signage, one store had variety signage and one store had flavor signage.

Displays	Primary	Secondary	Third
Fully stocked	7	5	3
Mostly full	6	2	
Half full		1	
Low			
Empty			

Signage	Primary	Secondary	Third
Total	12	8	3
Price	11	8	3
Ad/Promo	5		
Flavor	1		
Variety	1		

Source: Category Partners, Identifying In-store Conditions for the Mango Category, October 2025

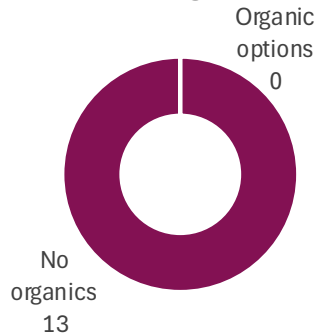
# July Mango Varieties: Cincinnati

- ▶ Nearly all stores carried bulk red/green varieties, ranging in price from \$0.85 to \$2.50.
- ▶ Eleven stores carried bulk yellow mangos, with an everyday price between \$0.76 and \$1.79.
- ▶ Two stores carried packed mangos, ranging in price from \$1.49 to \$9.99.
- ▶ None of the stores visited in the Cincinnati market carried an organic option.
- ▶ Overall, five of the 13 stores were promoting mangos at the time of the store visits.
  - ▶ All were Kroger stores promoting red/green mangos for 3/\$5.00.



Items	Reg. Price Range	Promo Price Range
Bulk Red/Green	\$0.85 - \$2.50	3/\$5.00
Bulk Yellow	\$0.76 - \$1.79	n/a
Pkg. Red/Green	\$1.49	n/a
Pkg. Yellow	\$9.99	n/a

Stores with Organic Mangos



Stores with Mango Promotions



# July Mango Displays: Cincinnati

Retailer	City	Number of Displays	Total SF	Display Location	Display Conditions	Mango Conditions	Signage	Assortment
Aldi	Springdale	2	10.5	Front	Very good, Good	Very good, Good	Price	Bulk Red/Green, Bulk Yellow
Aldi	Milford	1	1.9	Front	Good	Good	Price	Bulk Red/Green
Kroger	Cincinnati	3	14.0	Back	Excellent, Very good	Excellent, Very good	Price, Promo	Bulk Red/Green, Bulk Yellow
Kroger	Cincinnati	3	13.8	Front	Excellent	Excellent	Price, Promo	Bulk Red/Green, Bulk Yellow
Kroger	Mason	3	14.2	Front	Excellent, Very good	Excellent, Very good	Price, Promo	Bulk Red/Green, Bulk Yellow
Kroger	Loveland	2	9.3	Front, Middle	Very good, Good	Excellent, Very good	Price, Promo, Variety	Bulk Red/Green, Bulk Yellow
Kroger	Milford	2	13.5	Front, Back	Excellent, Very good	Excellent, Very good	Price, Promo	Bulk Red/Green, Bulk Yellow
Meijer	Loveland	1	9.2	Front	Very good	Very good	Price	Bulk Red/Green, Bulk Yellow
Meijer	Fairfield	1	11.2	Middle	Very good	Very good	Price	Bulk Red/Green, Bulk Yellow
Patel Brothers	Sharonville	1	17.3	Front	Good	Good	Flavor	Bulk Yellow, Pkg Yellow
Save A Lot	Cincinnati	1	1.8	Front	Good	Good	Price	Bulk Red/Green, Pkg Red/Green
Walmart	Milford	2	15.1	Front, Middle	Excellent, Very good	Excellent, Very good	Price	Bulk Red/Green, Bulk Yellow
Walmart	Cincinnati	2	13.8	Front, Middle	Very good	Very good	Price	Bulk Red/Green, Bulk Yellow

# July Mango Varieties: Cincinnati



Kroger, Cincinnati, OH

Retailer	City	Variety	Bulk/Pkg	Origin	Price	Sale Price
Aldi	Springdale	Red/Green	Bulk	Mexico	\$0.85	
		Yellow	Bulk	Mexico	Not shown	
Aldi	Milford	Red/Green	Bulk	Mexico	\$0.85	
Kroger	Cincinnati	Red/Green	Bulk	Mexico	\$2.00	3/\$5
		Red/Green	Bulk	Mexico	2/\$4	
		Yellow	Bulk	Mexico	10/\$10	
Kroger	Cincinnati	Red/Green	Bulk	Mexico	\$2.00	3/\$5
		Red/Green	Bulk	Mexico	\$2.50	3/\$5
		Yellow	Bulk	Mexico	10/\$10	
Kroger	Mason	Red/Green	Bulk	Mexico	\$2.00	3/\$5
		Yellow	Bulk	Mexico	10/\$10	
Kroger	Loveland	Red/Green	Bulk	Mexico	\$2.00	3/\$5
		Yellow	Bulk	Mexico	10/\$10	
Kroger	Milford	Red/Green	Bulk	Mexico	\$2.00	3/\$5
		Yellow	Bulk	Mexico	10/\$10	
Meijer	Loveland	Red/Green	Bulk	Mexico	\$1.19	
		Yellow	Bulk	Mexico	\$1.19	
Meijer	Fairfield	Red/Green	Bulk	Mexico	\$1.19	
		Yellow	Bulk	Mexico	\$1.19	
Patel Brothers	Sharonville	Yellow	Bulk	Mexico	\$1.79	
		Yellow	Box	Mexico	\$9.99	
Save A Lot	Cincinnati	Red/Green	Bulk	Mexico	\$1.49	
		Red/Green	Pkg – 2 ct	Mexico	\$1.49	
Walmart	Milford	Red/Green	Bulk	Mexico	\$0.97	
		Yellow	Bulk	Mexico	\$0.76	
Walmart	Cincinnati	Red/Green	Bulk	Mexico	\$0.97	
		Yellow	Bulk	Mexico	\$0.76	

# July Mango Displays: Cincinnati




Kroger, Cincinnati, OH



Meijer, Fairfield, OH



Aldi, Springdale, OH



Walmart, Cincinnati, OH

# July Mango Displays: Cincinnati



Meijer, Loveland, OH



Kroger, Milford, OH



Aldi, Milford, OH



Kroger, Loveland, OH

# Denver Market

# Sales Performance: Denver

## Dollars

\$4.8M

▲ +8.1% Chg YoY

## Units

3.0M

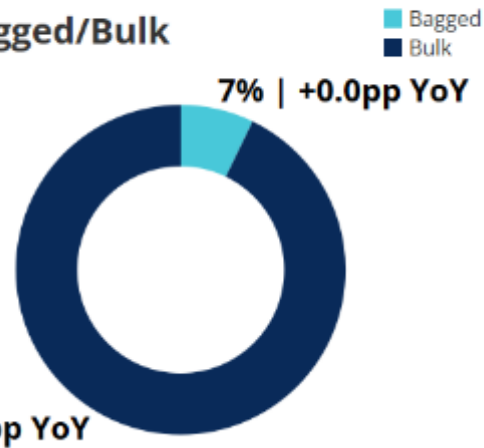
▲ +9.5% Chg YoY

## Price Per Unit

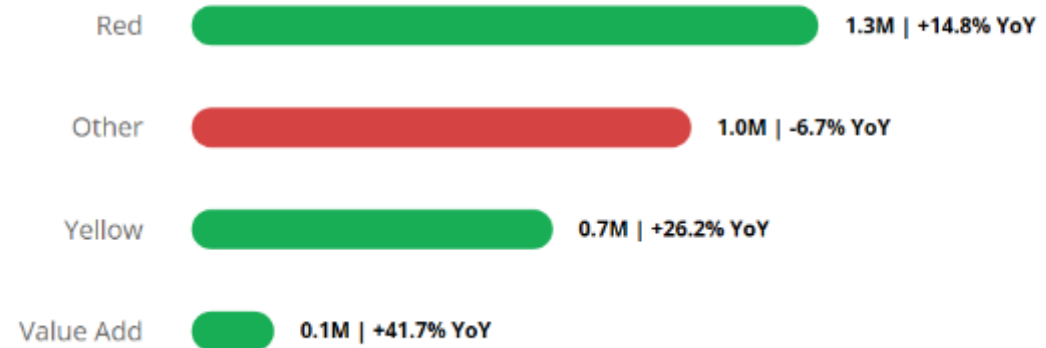
\$1.60

▼ \$-0.02 Chg YoY

## Units by Bagged/Bulk

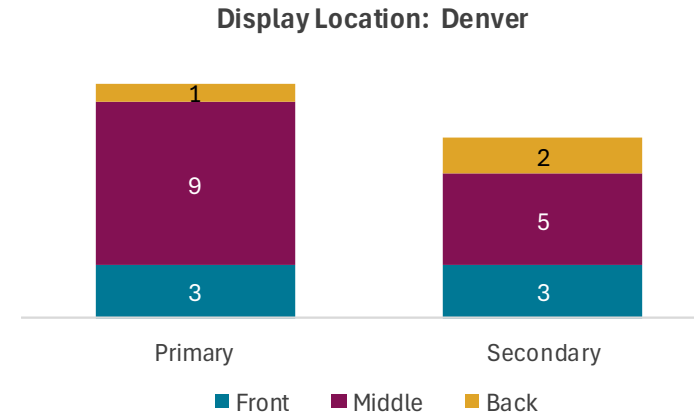


## Units by Variety



# July Mango Displays: Denver

- ▶ In the Denver Market, mango displays were most often located in the middle of the produce department.
- ▶ The primary mango displays averaged 5.6 SF; 10 stores had a secondary displays with an average of 6.4 SF.
- ▶ Only H Mart and Save A Lot dedicated more than a total of 15 SF to mangos. Target and two Safeway stores had less than 4 SF total.
- ▶ Mangos were most often located next to bananas, papaya, kiwifruit, pineapples, coconuts, cantaloupe, dragon fruit, guava and plantains.



Fixtures	Primary	Secondary
Waterfall	11	5
End cap	1	2
Basket	1	2
Bin	1	1
Table		1

Average Space Primary Display:  
**5.6 SF**

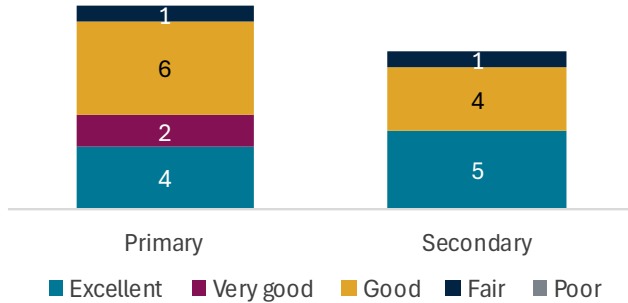
Average Space Secondary Display:  
**6.4 SF**

Largest Total Space:  
H Mart  
**34.7 SF**

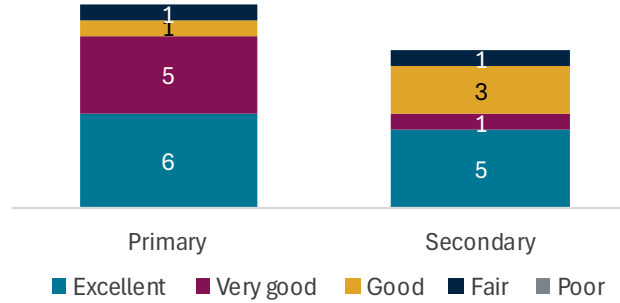
Smallest Total Space:  
Safeway  
**1.3 SF**

# July Mango Displays: Denver

Display Condition: Denver



Mango Condition: Denver



- ▶ Display conditions in the Denver market were generally good to excellent; mango conditions were also typically good to excellent.
- ▶ The majority of displays were full or mostly full; however, a few displays were low on mangos.
- ▶ All displays had signage. In addition to pricing signage, several stores had signage with information on variety or origin.

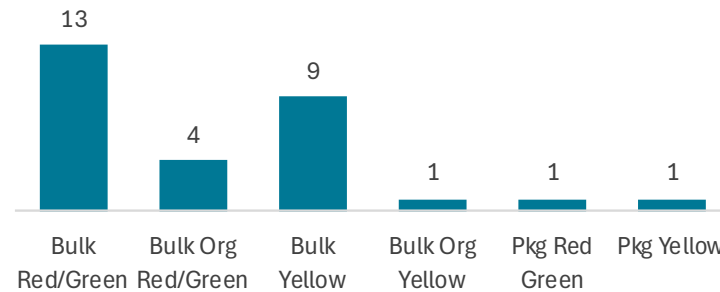
Displays	Primary	Secondary
Fully stocked	7	7
Mostly full	2	2
Half full	1	
Low	3	1
Empty		

Signage	Primary	Secondary
Total	13	9
Price	13	9
Variety	3	2
Origin	1	1

# July Mango Varieties: Denver

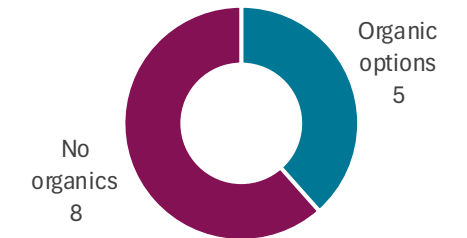
- ▶ All stores carried bulk red/green varieties, ranging in price from \$0.97 to \$2.99.
- ▶ Nine stores carried bulk yellow mangos, priced from \$0.79 to \$1.69.
- ▶ Two stores carried packaged mangos, including a box of yellow mangos at H Mart for \$9.99.
- ▶ Five stores in the Denver market carried an organic option.
- ▶ None of the 13 stores were promoting mangos at the time of the store visits.

Mango Items Available: Denver

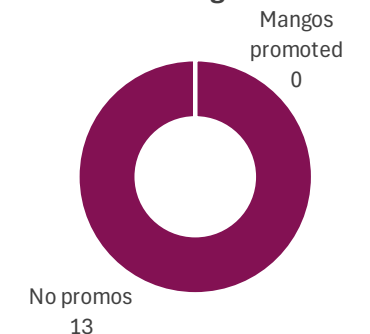


Items	Reg. Price Range	Promo Price Range
Bulk Red/Green	\$0.97 - \$2.99	n/a
Bulk Org Red/Green	2/\$5.00 - \$2.99	n/a
Bulk Yellow	\$0.79 - \$1.69	n/a
Bulk Org Yellow	3/\$5.00	n/a
Pkg. Red/Green	Not shown	n/a
Pkg. Yellow	\$9.99	n/a

Stores with Organic Mangos



Stores with Mango Promotions



# July Mango Displays: Denver

Retailer	City	Number of Displays	Total SF	Display Location	Display Conditions	Mango Conditions	Signage	Assortment
H Mart	Westminster	2	34.7	Front	Excellent, Good	Excellent, Very good	Price, Origin, Variety	Bulk Red/Green, Bulk Yellow, Pkg Yellow
King Soopers	Lakewood	2	8.6	Middle, Back	Good	Very good, Poor	Price	Bulk Red/Green, Bulk Yellow
King Soopers	Wheat Ridge	2	7.5	Middle	Fair	Good, Poor	Price	Bulk Red/Green, Bulk Yellow
King Soopers	Arvada	2	10.0	Middle	Good	Good	Price	Bulk Red/Green, Bulk Yellow, Org Red/Green
Safeway	Lakewood	2	3.1	Front, Middle	Excellent, Very good	Excellent, Very good	Price	Bulk Red/Green, Bulk Yellow, Bulk Org Red/Green
Safeway	Wheat Ridge	1	1.3	Middle	Excellent	Excellent	Price	Bulk Red/Green
Safeway	Denver	1	4.5	Middle	Good	Very good	Price, Variety	Bulk Red/Green
Save A Lot	Westminster	2	16.3	Front	Excellent, Good	Excellent, Good	Price,	Bulk Red/Green, Bulk Yellow
Sprouts	Arvada	2	14.4	Middle	Excellent, Good	Excellent	Price, Variety	Bulk Red/Green, Bulk Yellow, Bulk Org Red/Green, Bulk Org Yellow
Target	Wheat Ridge	1	3.0	Back	Very good	Excellent	Price	Bulk Red/Green
Walmart	Lakewood	2	11.7	Front, Back	Excellent	Excellent, Very good	Price	Bulk Red/Green, Pkg Red/Green
Walmart	Arvada	2	10.8	Middle	Excellent, Good	Excellent, Very good	Price	Bulk Red/Green, Bulk Yellow
Whole Foods	Lakewood	2	10.9	Middle	Excellent, Good	Excellent	Price, Origin, Variety	Bulk Red/Green, Bulk Yellow, Bulk Org Red/Green

# July Mango Varieties: Denver



Sprouts Farmers Market, Arvada, CO

Retailer	City	Variety	Bulk/Pkg	Origin	Price	Sale Price
H Mart	Westminster	Red/Green	Bulk	Mexico	\$0.99	
		Yellow	Bulk	Mexico	\$0.79	
		Yellow	Box	Mexico	\$9.99	
King Soopers	Lakewood	Red/Green	Bulk	Mexico	2/\$3	
		Red/Green	Bulk	Mexico	2/\$5	
		Yellow	Bulk	Mexico	\$0.79	
King Soopers	Wheat Ridge	Red/Green	Bulk	Mexico	\$1.99	
		Red/Green	Bulk	Mexico	2/\$3	
		Yellow	Bulk	Hawaii	\$0.79	
King Soopers	Arvada	Red/Green	Bulk	Mexico	2/\$3	
		Yellow	Bulk	Mexico	\$0.79	
		Org Red/Green	Bulk	Mexico	2/\$5	
Safeway	Lakewood	Red/Green	Bulk	Mexico	\$1.50	
		Yellow	Bulk	Mexico	\$1.29	
		Org Red/Green	Bulk	Mexico	Not shown	
Safeway	Wheat Ridge	Red/Green	Bulk	Mexico	Not shown	
Safeway	Denver	Red/Green	Bulk	Mexico	\$1.50	
Save A Lot	Westminster	Red/Green	Bulk	Mexico	\$1.39	
		Yellow	Bulk	Mexico	4/\$5	
Sprouts	Arvada	Red/Green	Bulk	Mexico	4/\$5	
		Yellow	Bulk	Mexico	\$1.00	
		Org Red/Green	Bulk	Mexico	2/\$5	
		Org Yellow	Bulk	Mexico	3/\$5	
Target	Wheat Ridge	Red/Green	Bulk	Mexico	\$1.99	
Walmart	Lakewood	Red/Green	Bulk	Mexico	\$0.97	
		Red/Green	Pkg – 3 lbs	Mexico	Not shown	
Walmart	Arvada	Red/Green	Bulk	Mexico	\$0.97	
		Yellow	Bulk	Mexico	Not shown	
Whole Foods	Lakewood	Red/Green	Bulk	Mexico	\$2.99	
		Yellow	Bulk	Mexico	\$1.69	
		Org Red/Green	Bulk	Mexico	\$2.99	

# July Mango Displays: Denver



King Soopers, Arvada, CO



Walmart, Lakewood, CO



Whole Foods, Lakewood, CO



King Soopers, Wheat Ridge, CO

# July Mango Displays: Denver



Safeway, Wheat Ridge, CO



H Mart, Westminister, CO



Target, Wheat Ridge, CO



Safeway, Lakewood, CO

# Detroit Market

# Sales Performance: Detroit

## Dollars

\$2.5M

▲ +2.5% Chg YoY

## Units

1.4M

▲ +6.1% Chg YoY

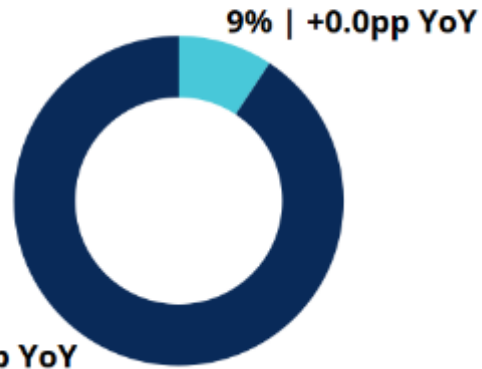
## Price Per Unit

\$1.75

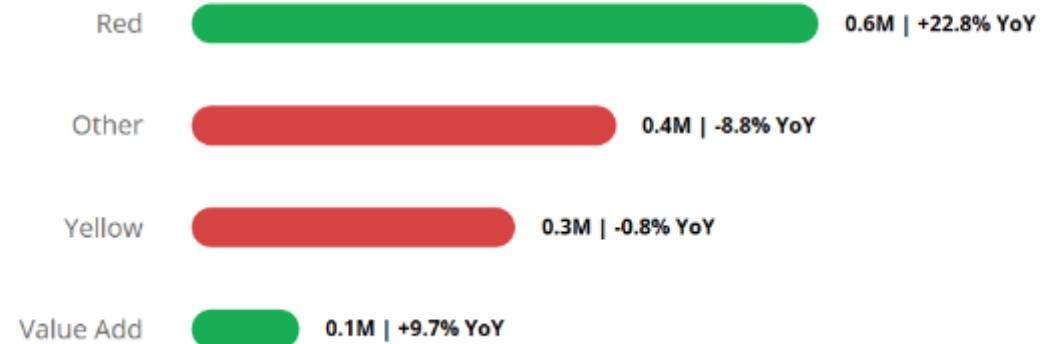
▼ \$-0.06 Chg YoY

## Units by Bagged/Bulk

■ Bagged  
■ Bulk

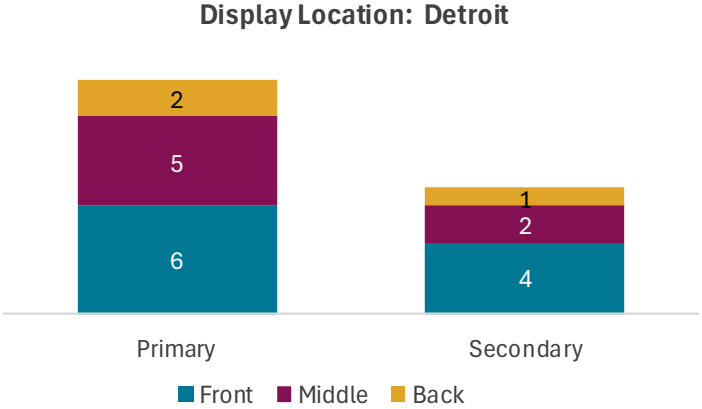


## Units by Variety



# July Mango Displays: Detroit

- ▶ In the Detroit Market, mango displays were most often located in the front or middle of the produce department.
- ▶ The primary mango displays averaged 4.7 SF; seven stores had secondary displays averaging 4.8 SF.
- ▶ Only three stores, Walmart, Meijer and Kroger, dedicated more than a total of 10 SF to mangos. Three stores, Aldi, Meijer and Kroger, had less than 4 SF total.
- ▶ Mangos were most often located next to bananas, coconuts, kiwifruit, pineapples, papaya, cantaloupe and dragon fruit.



Average Space Primary Display:  
**4.7 SF**

Average Space Secondary Display:  
**4.8 SF**

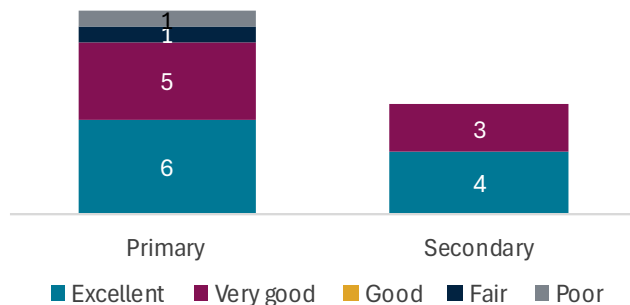
Largest Total Space:  
Walmart  
**11.5 SF**

Smallest Total Space:  
Aldi  
**2.7 SF**

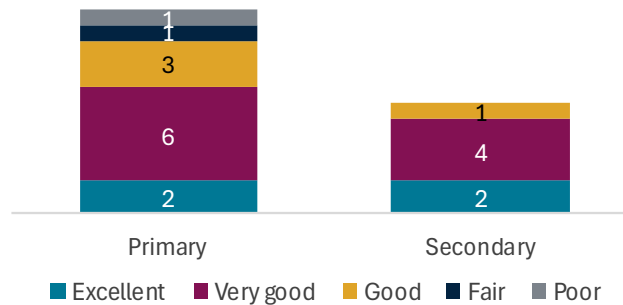
Fixtures	Primary	Secondary
Waterfall	7	
End cap	2	3
Bin		4
Table	2	
Basket	2	

# July Mango Displays: Detroit

Display Condition: Detroit



Mango Condition: Detroit



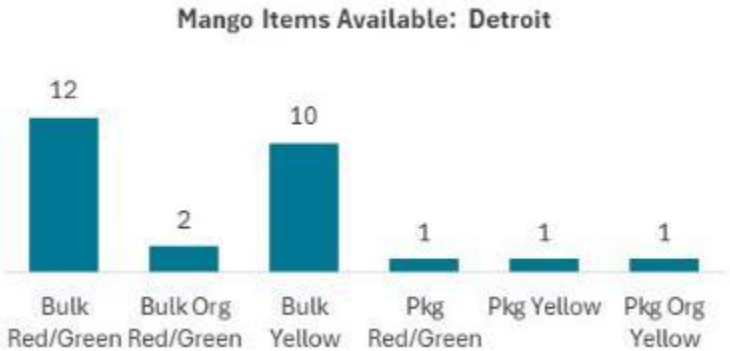
- ▶ Display conditions in the Detroit market were generally very good to excellent; mango conditions were typically good to excellent.
- ▶ Displays were typically full or mostly full; however, a few stores were low on mangos or empty.
- ▶ All displays had signage, either price and ad signage.

Displays	Primary	Secondary
Fully stocked	5	3
Mostly full	4	2
Half full	1	2
Low	2	
Empty	1	

Signage	Primary	Secondary
Total	13	7
Ad/Promo	6	4
Price	7	3

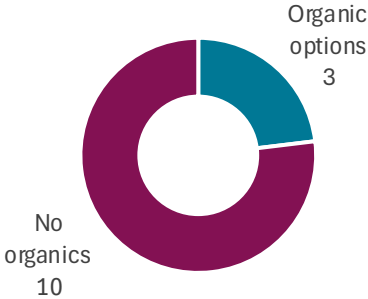
# July Mango Varieties: Detroit

- ▶ Nearly all stores carried bulk red/green varieties, ranging in price from \$0.85 to \$2.00.
- ▶ Ten stores carried bulk yellow mangos, with an everyday price of \$0.76 to \$1.25.
- ▶ Only H Mart carried packaged mangos, ranging in price from \$11.99 to \$18.99.
- ▶ Three stores in the Detroit market carried an organic option.
- ▶ Overall, six of the 13 stores were promoting mangos at the time of the store visits.
  - ▶ Promoted price ranged from 7/\$7.00 to \$1.77.



Items	Reg. Price Range	Promo Price Range
Bulk Red/Green	\$0.85 - \$2.00	7/\$7.00 - \$1.77
Bulk Org Red/Green	\$2.50 - \$2.99	n/a
Bulk Yellow	\$0.76 - \$1.25	7/\$7.00
Pkg Red/Green	\$18.99	n/a
Pkg Yellow	\$11.99	n/a
Pkg Org Yellow	\$11.99	n/a

Stores with Organic Mangos



Stores with Mango Promotions



# July Mango Displays: Detroit

Retailer	City	Number of Displays	Total SF	Display Location	Display Conditions	Mango Conditions	Signage	Assortment
Aldi	Warren	1	2.7	Front	Poor	Empty	Price	Bulk Red/Green
Aldi	Shelby Township	1	6.2	Front	Excellent	Good	Price	Bulk Red/Green
H Mart	Troy	2	6.1	Front, Middle	Excellent	Excellent	Price	Bulk Red/Green, Bulk Yellow, Pkg Yellow
Kroger	Troy	2	7.0	Back	Excellent, Very good	Excellent	Price	Bulk Red/Green, Bulk Yellow
Kroger	Macomb	1	4.7	Back	Excellent	Very good	Promo	Bulk Red/Green, Bulk Yellow, Bulk Org Red/Green
Kroger	Warren	1	5.9	Middle	Very good	Very good	Promo	Bulk Red/Green, Bulk Yellow, Bulk Org Red/Green
Kroger	Sterling Heights	2	10.7	Front, Middle	Excellent	Very good	Promo	Bulk Red/Green, Bulk Yellow
Kroger	Shelby Township	2	6.2	Middle	Excellent, Very good	Very good, Good	Promo	Bulk Red/Green, Bulk Yellow
Meijer	Shelby Township	1	9.0	Front	Very good	Fair	Promo	Bulk Red/Green, Bulk Yellow
Meijer	Warren	1	3.9	Front	Fair	Good	Price	Bulk Red/Green, Bulk Yellow
Meijer	Rochester Hills	2	11.0	Front	Excellent	Very good	Promo	Bulk Red/Green, Bulk Yellow
Walmart	Sterling Heights	2	11.5	Front, Middle	Very good	Very good	Price	Bulk Red/Green, Bulk Yellow
Walmart	Shelby Township	2	9.8	Front, Middle	Very good	Very good, Good	Price	Bulk Red/Green, Bulk Yellow

# July Mango Varieties: Detroit



Kroger, Troy, MI

Retailer	City	Variety	Bulk/Pkg	Origin	Price	Sale Price
Aldi	Warren	Red/Green	Bulk	Mexico	\$0.85	
Aldi	Shelby Township	Red/Green	Bulk	Mexico	\$0.85	
H Mart	Troy	Red/Green	Box	Mexico	\$18.99	
		Yellow	Box	Mexico	\$11.99	
		Org Yellow	Box – 6 ct	Mexico	\$11.99	
Kroger	Troy	Red/Green	Bulk	Mexico	\$2.00	
		Yellow	Bulk	Mexico	10/\$10	
Kroger	Macomb	Red/Green	Bulk	Mexico	\$2.00	\$1.77
		Yellow	Bulk	Mexico	10/\$10	
		Org Red/Green	Bulk	Mexico	\$2.50	
Kroger	Warren	Red/Green	Bulk	Mexico	\$2.00	\$1.77
		Yellow	Bulk	Mexico	10/\$10	
		Org Red/Green	Bulk	Mexico	\$2.99	
Kroger	Sterling Heights	Red/Green	Bulk	Mexico	\$2.00	\$1.77
		Yellow	Bulk	Mexico	\$1.25	
Kroger	Shelby Township	Red/Green	Bulk	Mexico	\$2.00	\$1.77
		Yellow	Bulk	Mexico	10/\$10	
Meijer	Shelby Township	Red/Green	Bulk	Peru	\$1.19	7/\$7
		Yellow	Bulk	Mexico	\$1.19	7/\$7
Meijer	Warren	Red/Green	Bulk	Mexico	\$1.19	
		Yellow	Bulk	Mexico	\$1.19	
Meijer	Rochester Hills	Red/Green	Bulk	Mexico	\$1.19	7/\$7
		Yellow	Bulk	Mexico	\$1.19	7/\$7
Walmart	Sterling Heights	Red/Green	Bulk	Mexico	\$0.97	
		Yellow	Bulk	Mexico	\$0.76	
Walmart	Shelby Township	Red/Green	Bulk	Mexico	\$0.97	
		Yellow	Bulk	Mexico	\$0.76	

# July Mango Displays: Detroit



Meijer, Rochester Hills, MI



Kroger, Shelby Township, MI



Kroger, Warren, MI



Meijer, Shelby Township, MI

# July Mango Displays: Detroit



Walmart, Sterling Heights, MI



Aldi, Shelby Township, MI



Kroger, Sterling Heights, MI



Meijer, Rochester Hills, MI

# Indianapolis Market

# Sales Performance: Indianapolis

## Dollars

\$1.9M

▲ +11.1% Chg YoY

## Units

1.3M

▲ +13.3% Chg YoY

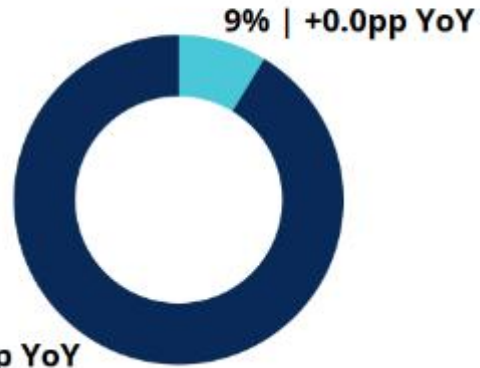
## Price Per Unit

\$1.50

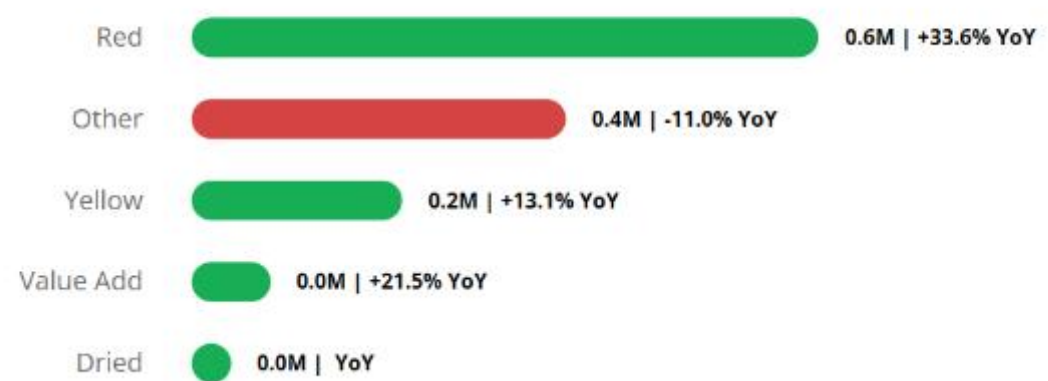
▼ \$-0.03 Chg YoY

## Units by Bagged/Bulk

■ Bagged  
■ Bulk



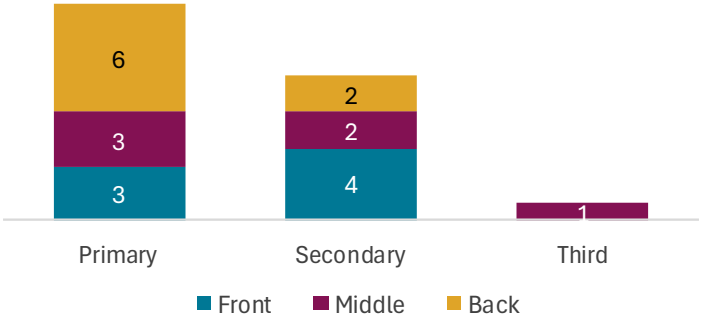
## Units by Variety



# July Mango Displays: Indianapolis

- ▶ In the Indianapolis Market, mango displays were located throughout the produce department.
- ▶ The primary mango displays averaged 6.1 SF; eight stores had secondary displays with an average of 9.6 SF.
- ▶ H Mart and one Kroger store dedicated more than a total of 20 SF to mangos. One Kroger store and one Aldi store had less than 2 SF total and Save A Lot had no mango display.
- ▶ Mangos were most often located next to kiwifruit, dragon fruit, papaya, pineapples, bananas, coconuts, plantains and pomegranates.

Display Location: Indianapolis



Fixtures	Primary	Secondary	Third
Table	10	3	
Bin	1	5	1
Basket	1		

Average Space Primary Display:  
**6.1 SF**

Average Space Secondary Display:  
**9.6 SF**

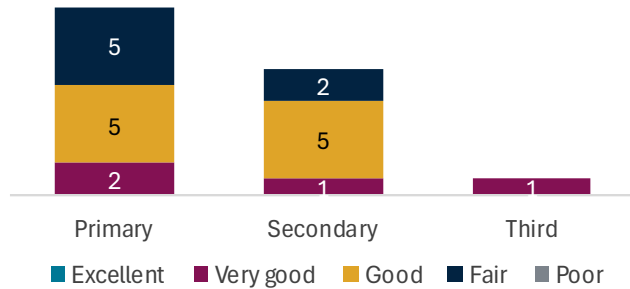
Average Space Tertiary Display:  
**1.0 SF**

Largest Total Space:  
Patel Brothers  
**51.0 SF**

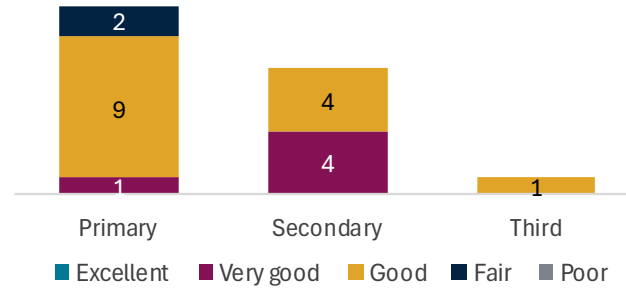
Smallest Total Space:  
Save A Lot  
**0.0 SF**

# July Mango Displays: Indianapolis

Display Condition: Indianapolis



Mango Condition: Indianapolis



- ▶ Display conditions in the Indianapolis market were generally fair to good; mango conditions were typically good to very good.
- ▶ Displays were typically low to mostly full.
- ▶ Most displays had signage, mostly limited to pricing signage.

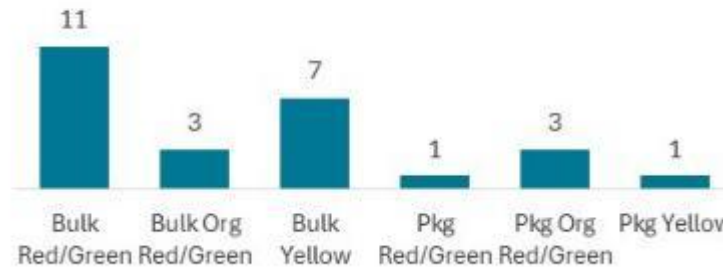
Displays	Primary	Secondary	Third
Fully stocked	1	5	
Mostly full	4	3	1
Half full	3		
Low	4		
Empty			

Signage	Primary	Secondary	Third
Total	12	7	0
Price	12	7	
Ad/Promo	1	1	
Brand	1	1	

# July Mango Varieties: Indianapolis

- ▶ Most stores carried bulk red/green varieties, ranging in price from \$0.85 to 2/\$4.00.
- ▶ Seven stores carried bulk yellow mangos, with an everyday price between \$0.76 and \$1.19.
- ▶ Four stores carried packaged mangos, ranging in price from \$4.98 to \$18.99.
- ▶ Six stores in the Indianapolis market carried an organic option.
- ▶ Overall, eight of the 13 stores were promoting mangos at the time of the store visits.
  - ▶ Promoted price ranged from 4/\$5.00 to 2/\$5.00.

Mango Items Available: Indianapolis

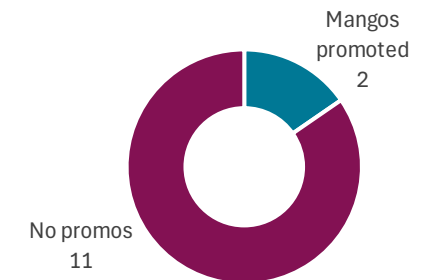


Items	Reg. Price Range	Promo Price Range
Bulk Red/Green	\$0.85 – 2/\$4.00	3/\$5.00 – 2/\$4.00
Bulk Org Red/Green	2/\$5.00 - \$2.99	2/\$5.00
Bulk Yellow	\$0.76 - \$1.19	4/\$5.00
Pkg Red/Green	\$9.99 - \$18.99	n/a
Pkg Org Red/Green	\$4.98 - \$5.49	n/a
Pkg. Yellow	\$10.99	n/a

Stores with Organic Mangos



Stores with Mango Promotions



# July Mango Displays: Indianapolis

Retailer	City	Number of Displays	Total SF	Display Location	Display Conditions	Mango Conditions	Signage	Assortment
Aldi	Indianapolis	2	1.5	Front	Good, Fair	Good, Fair	Price	Bulk Red/Green
Aldi	Indianapolis	1	11.7	Back	Good	Fair	Price	Bulk Red/Green
Kroger	Indianapolis	2	20.0	Middle, Back	Fair	Good	Price, Promo	Bulk Red/Green
Kroger	Indianapolis	1	1.3	Back	Good	Good	Price, Promo	Bulk Red/Green, Bulk Yellow, Bulk Org Red/Green
Kroger	Indianapolis	1	12.0	Back	Fair	Good	Price, Brand	Bulk Red/Green, Bulk Yellow, Bulk Org Red/Green
Kroger	Fishers	2	8.0	Back	Fair	Very good, Good	Price	Bulk Red/Green, Bulk Org Red/Green
Meijer	Cumberland	1	10.0	Front	Good	Good	Price	Bulk Red/Green, Bulk Yellow
Meijer	Indianapolis	2	16.0	Front, Back	Good	Very good, Good	Price	Bulk Red/Green, Bulk Yellow, Bulk Org Red/Green
Patel Brothers	Indianapolis	2	51.0	Front, Back	Very good, Good	Very good, Good	Price, Brand	Bulk Red/Green, Pkg Red/Green, Pkg Yellow
Save A Lot	Indianapolis	0	0.0					
Walmart	Indianapolis	3	9.0	Front, Middle	Very good, Good	Good	Price	Bulk Red/Green, Bulk Yellow, Pkg Org Red/Green
Walmart	Indianapolis	2	8.0	Front, Middle	Very good, Good	Very good, Good	Price	Bulk Red/Green, Bulk Yellow
Walmart	Fishers	2	3.0	Middle	Good, Fair	Very good, Good	Price	Bulk Yellow, Pkg Org Red/Green

# July Mango Varieties: Indianapolis



Kroger, Indianapolis, IN

Retailer	City	Variety	Bulk/Pkg	Origin	Price	Sale Price
Aldi	Indianapolis	Red/Green	Bulk	Mexico	\$0.85	
Aldi	Indianapolis	Red/Green	Bulk	Mexico	\$0.85	
Kroger	Indianapolis	Red/Green	Bulk	Mexico	\$2.00	3/\$5
Kroger	Indianapolis	Red/Green	Bulk	Mexico	Not shown	2/\$4
		Yellow	Bulk	Mexico	Not shown	4/\$5
		Org Red/Green	Bulk	Mexico	Not shown	2/\$5
Kroger	Indianapolis	Red/Green	Bulk	Mexico	2/\$4	
		Yellow	Bulk	Mexico	10/\$10	
		Org Red/Green	Bulk	Mexico	2/\$5	
Kroger	Fishers	Red/Green	Bulk	Mexico	2/\$4	
		Org Red/Green	Bulk	Mexico	\$2.99	
Meijer	Cumberland	Red/Green	Bulk	Mexico	\$1.19	
		Yellow	Bulk	Mexico	\$1.19	
Meijer	Indianapolis	Red/Green	Bulk	Mexico	\$1.19	
		Yellow	Bulk	Mexico	\$1.19	
		Org Red/Green	Pkg	Not shown	\$5.49	
Patel Brothers	Indianapolis	Red/Green	Bulk	Mexico	\$3.99/lb	
		Red/Green	Bulk	Not shown	\$2.49/lb	
		Red/Green	Box	Dominican	\$18.99	
		Red/Green	Box	Not shown	\$9.99	
		Yellow	Box	Not shown	\$10.99	
Save A Lot	Indianapolis	No Mangos				
Walmart	Indianapolis	Red/Green	Bulk	Mexico	\$0.98	
		Yellow	Bulk	Mexico	\$0.76	
		Org Red/Green	Pkg	Mexico	Not shown	
Walmart	Indianapolis	Red/Green	Bulk	Mexico	\$0.97	
		Yellow	Bulk	Mexico	\$0.76	
Walmart	Fishers	Yellow	Bulk	Mexico	\$0.79	
		Org Red/Green	Pkg – 3 lbs	Not shown	\$4.98	

# July Mango Displays: Indianapolis




Aldi, Indianapolis, IN



Kroger, Indianapolis, IN



Meijer, Indianapolis, IN



Meijer, Indianapolis, IN

# July Mango Displays: Indianapolis



PatelBros, Indianapolis, IN



Meijer, Indianapolis, IN



Kroger, Indianapolis, IN



Aldi, Indianapolis, IN

# Los Angeles Market

# Sales Performance: Los Angeles

## Dollars

\$28.7M

▼ -1.7% Chg YoY

## Units

26.4M

▼ -7.3% Chg YoY

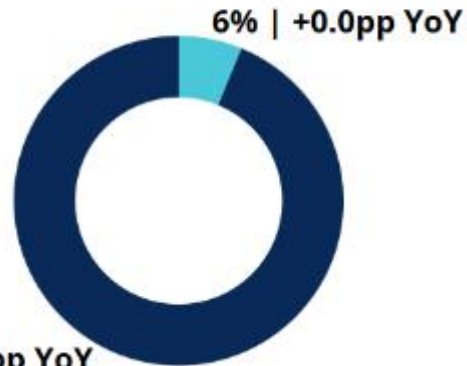
## Price Per Unit

\$1.09

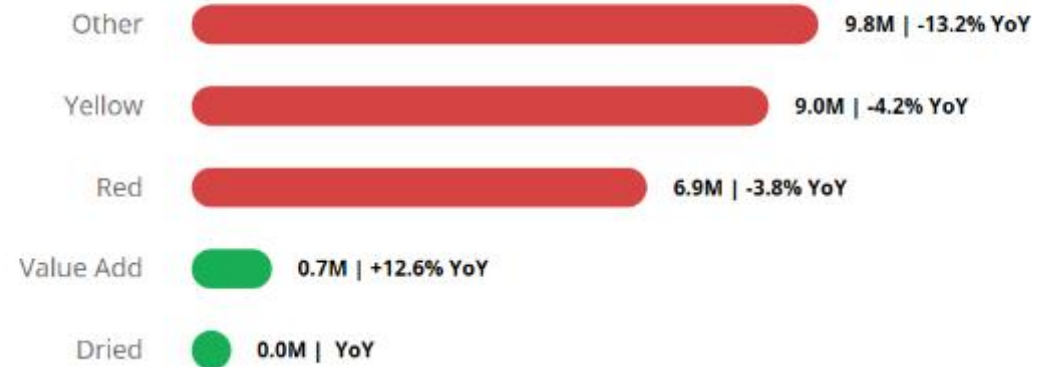
▲ \$0.06 Chg YoY

## Units by Bagged/Bulk

■ Bagged  
■ Bulk

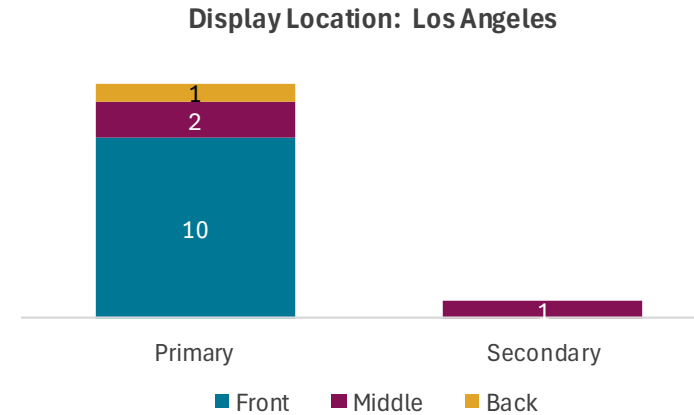


## Units by Variety



# July Mango Displays: Los Angeles

- ▶ In the Los Angeles Market, mango displays were most often located in the front of the produce department.
- ▶ The primary mango displays averaged 6.4 SF; one store had a secondary displays with 2.8 SF.
- ▶ Only Food 4 Less and El Super dedicated more than a total of 10 SF to mangos. Stater Bros. and Trader Joe's had less then 3 SF total.
- ▶ Mangos were most often located next to bananas, kiwifruit, avocados, pineapple, coconuts, jicama, lemons, melons, nectarines and pomegranate.



Fixtures	Primary	Secondary
Bin	5	
Table	4	
Basket	3	
Waterfall	1	1

Average Space  
Primary Display:  
**6.4 SF**

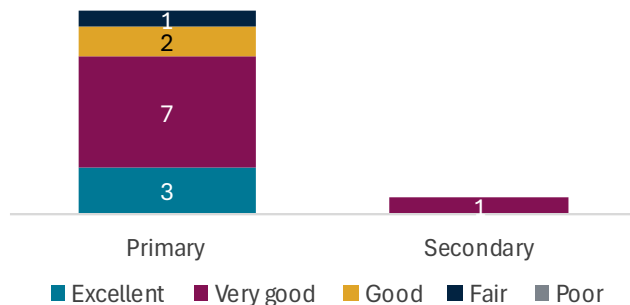
Average Space  
Secondary Display:  
**2.8 SF**

Largest Total Space:  
Food 4 Less, El Super  
**15.8 SF**

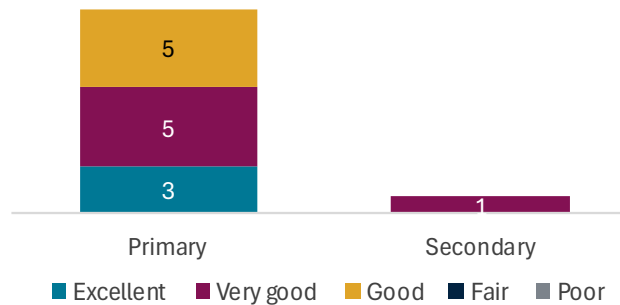
Smallest Total Space:  
Stater Bros.  
**1.6 SF**

# July Mango Displays: Los Angeles

Display Condition: Los Angeles



Mango Condition: Los Angeles



- ▶ Display conditions in the Los Angeles market were generally good to excellent; mango conditions were also good to excellent.
- ▶ Displays were typically full or mostly full.
- ▶ Nearly all displays had signage, limited to price or promotion signage.

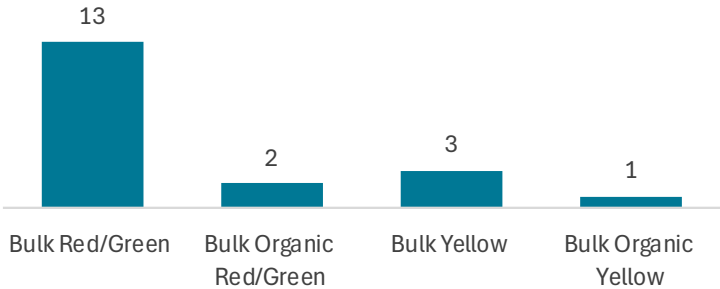
Displays	Primary	Secondary	Third
Fully stocked	9	1	
Mostly full	2		
Half full	2		
Low			
Empty			

Signage	Primary	Secondary
Total	12	1
Price	9	1
Ad/Promo	8	

# July Mango Varieties: Los Angeles

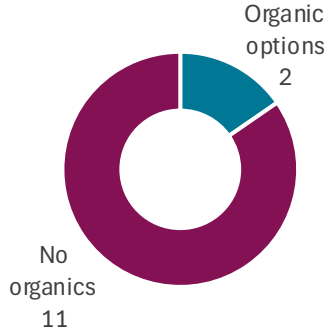
- ▶ All stores carried bulk red/green varieties, ranging in price from 2/\$0.99 to \$2.39.
- ▶ Three stores carried bulk yellow mangos, with an everyday price of \$0.50.
- ▶ Two stores in the Los Angeles market carried an organic option.
- ▶ Overall, eight of the 13 stores were promoting mangos at the time of the store visits.
  - ▶ Promoted price ranged from 2/\$1.00 to 3/\$5.00.

Mango Items Available: Los Angeles

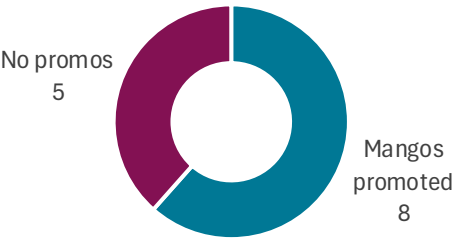


Items	Reg. Price Range	Promo Price Range
Bulk Red/Green	2/\$0.99 - \$2.39	2/\$1.00 - 3/\$5.00
Bulk Org Red/Green	\$1.99	3/\$5.00
Bulk Yellow	\$0.50	4/\$5.00 - 3/\$5.00
Bulk Org Yellow	Not shown	3/\$5.00

Stores with Organic Mangos



Stores with Mango Promotions



# July Mango Displays: Los Angeles

Retailer	City	Number of Displays	Total SF	Display Location	Display Conditions	Mango Conditions	Signage	Assortment
Albertsons	Gardenia	1	9.0	Front	Very good	Very good	Promo	Bulk Red/Green
El Super	Lawndale	1	15.8	Front	Fair	Excellent	Price	Bulk Red/Green
Food 4 Less	Hawthorne	1	15.8	Front	Very good	Good	Price, Promo	Bulk Red/Green
Ralphs	Los Angeles	1	5.9	Front	Good	Good	Price, Promo	Bulk Red/Green, Bulk Yellow
Ralphs	Carson	1	3.2	Front	Very good	Very good	Price, Promo	Bulk Red/Green
Smart & Final	Venice	1	3.8	Front	Very good	Good	Price	Bulk Red/Green
Sprouts Farmers Market	Culver City	1	7.5	Middle	Excellent	Excellent	Price, Promo	Bulk Red/Green, Bulk Yellow, Bulk Org Red/Green, Bulk Org Yellow
Stater Bros Markets	Santa Monica	1	1.6	Back	Excellent	Excellent	Promo	Bulk Red/Green
Stater Bros Markets	Long Beach	1	2.2	Middle	Good	Good	Promo	Bulk Red/Green
Trader Joes	Los Angeles	1	2.5	Front	Excellent	Excellent	Price	Bulk Red/Green, Bulk Org Red/Green
Vons	Los Angeles	1	5.4	Front	Very good	Very good	Price	Bulk Red/Green
Vons	Redondo Beach	2	9.0	Front, Middle	Very good	Very good	Price, Promo	Bulk Red/Green, Bulk Yellow
Walmart	Hawthorne	1	4.7	Front	Very good	Very good	None	Bulk Red/Green

# July Mango Varieties: Los Angeles



Smart & Final, Venice, CA

Retailer	City	Variety	Bulk/Pkg	Origin	Price	Sale Price
Albertsons	Gardenia	Red/Green	Bulk	Mexico	\$0.99	2/\$1
El Super	Lawndale	Red/Green	Bulk	Mexico	2/\$.99	
Food 4 Less	Hawthorne	Red/Green	Bulk	Mexico	Not shown	3/\$5
Ralphs	Los Angeles	Red/Green	Bulk	Mexico	Not shown	4/\$5
		Yellow	Bulk	Mexico	Not shown	3/\$5
Ralphs	Carson	Red/Green	Bulk	Mexico	Not shown	3/\$5
Smart & Final	Venice	Red/Green	Bulk	Mexico	\$0.99	
Sprouts Farmers Market	Culver City	Red/Green	Bulk	Mexico	Not shown	4/\$5
		Yellow	Bulk	Mexico	Not shown	4/\$5
		Org Red/Green	Bulk	Mexico	Not shown	3/\$5
		Org Yellow	Bulk	Mexico	Not shown	3/\$5
Stater Bros Markets	Santa Monica	Red/Green	Bulk	Mexico	\$0.99	4/\$5
Stater Bros Markets	Long Beach	Red/Green	Bulk	Mexico	\$0.99	4/\$5
Trader Joes	Los Angeles	Red/Green	Bulk	Mexico	\$1.99	
		Org Red/Green	Bulk	Mexico	\$1.99	
Vons	Los Angeles	Red/Green	Bulk	Mexico	2/\$1	
Vons	Redondo Beach	Red/Green	Bulk	Mexico	\$0.99	2/\$1
		Yellow	Bulk	Mexico	\$0.50	
Walmart	Hawthorne	Red/Green	Bulk	Mexico	\$2.39	

# July Mango Displays: Los Angeles



Ralphs, Carson, CA



Vons, Los Angeles, CA



Albertsons, Gardena, CA



Trader Joes, Los Angeles, CA

# July Mango Displays: Los Angeles



Vons, Redondo Beach, CA



Sprouts Farmers Market, Culver City, CA



Walmart, Hawthorne, CA



El Super, Lawndale, CA

# Miami/West Palm Beach Market

# Sales Performance: Miami

## Dollars

\$9.0M

▲ +5.4% Chg YoY

## Units

5.0M

▼ -1.9% Chg YoY

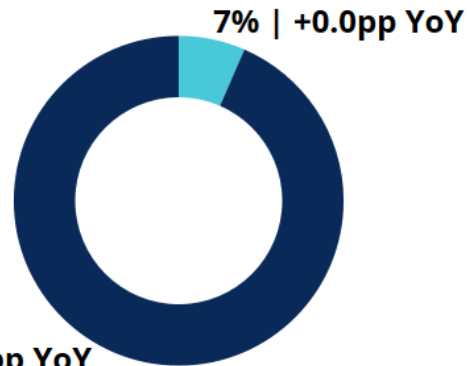
## Price Per Unit

\$1.81


▲ \$0.13 Chg YoY

## Units by Bagged/Bulk

■ Bagged  
■ Bulk

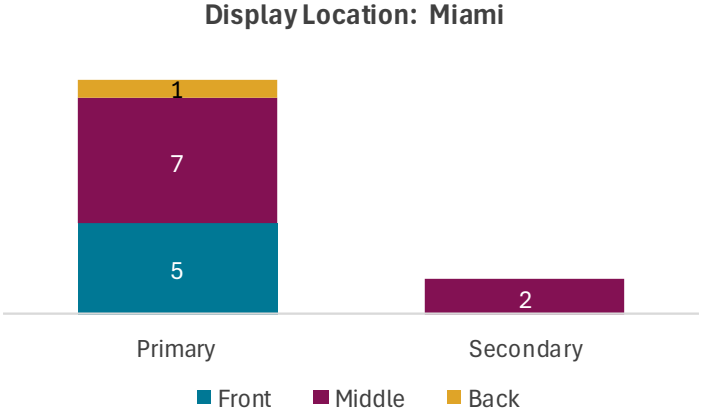


## Units by Variety



# July Mango Displays: Miami

- ▶ In the Miami Market, mango displays were most often located in the middle of the produce department.
- ▶ The primary mango displays averaged 3.0 SF; two stores had secondary displays with an average of 2.3 SF.
- ▶ Only three stores, including Walmart, Publix and Winn Dixie, dedicated more than a total of 5 SF to mangos. Three stores, including Publix, Kimchi Mart and Whole Foods had less than 1 SF total.
- ▶ Mangos were most often located next to apples, coconuts, pineapples, mandarins, bananas, kiwifruit and papaya.



Fixtures	Primary	Secondary
Waterfall	6	
Bin	4	1
Table	3	1
End cap	1	1
Boxes	1	

Average Space Primary Display:  
**3.0 SF**

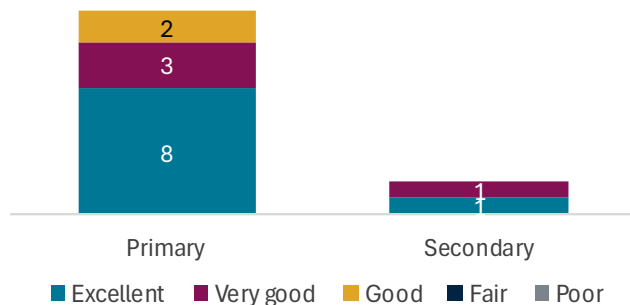
Average Space Secondary Display:  
**2.3 SF**

Largest Total Space:  
**Walmart**  
**9.0 SF**

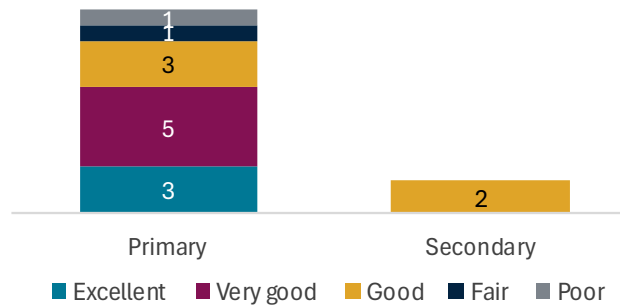
Smallest Total Space:  
**Publix**  
**0.2 SF**

# July Mango Displays: Miami

Display Condition: Miami



Mango Condition: Miami



- ▶ Display conditions in the Miami market were good to excellent; mango conditions were also generally good to excellent.
- ▶ Displays were typically full or mostly full.
- ▶ Nearly all displays had signage, only using price or promotion signage.

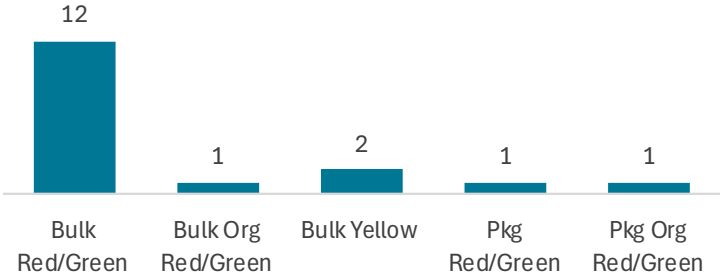
Displays	Primary	Secondary
Fully stocked	5	1
Mostly full	4	
Half full	2	
Low	2	
Empty		

Signage	Primary	Secondary
Total	12	2
Price	11	2
Ad/Promo	5	1

# July Mango Varieties: Miami

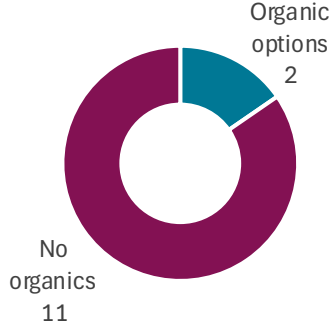
- ▶ Nearly all stores carried bulk red/green varieties, ranging in price from \$0.85 to \$1.99.
- ▶ Two stores carried bulk yellow mangos, with an everyday price of \$1.99.
- ▶ Two stores carried packed mangos, ranging in price from \$3.99 to \$4.99.
- ▶ Two stores in the Miami market carried an organic option.
- ▶ Overall, six of the 13 stores were promoting mangos at the time of the store visits.
  - ▶ Promoted price ranged from \$0.99 to 3/\$5.00.

Mango Items Available: Miami



Items	Reg. Price Range	Promo Price Range
Bulk Red/Green	\$0.85 - \$1.99	\$0.99 – 3/\$5.00
Bulk Org Red/Green	\$2.99	n/a
Bulk Yellow	\$1.99	5/\$5.00
Pkg Red/Green	\$4.99	n/a
Pkg Org Red/Green	\$3.99	n/a

Stores with Organic Mangos



Stores with Mango Promotions



# July Mango Displays: Miami

Retailer	City	Number of Displays	Total SF	Display Location	Display Conditions	Mango Conditions	Signage	Assortment
Aldi	Palmetto Bay	1	1.8	Front	Good	Poor	Price	Bulk Red/Green
Kimchi Mart	Miami	1	0.4	Front	Very good	Very good	Price	Bulk Red/Green
Publix	Coral Gables	1	4.0	Middle	Excellent	Excellent	Price, Promo	Bulk Red/Green, Bulk Yellow
Publix	Palmetto Bay	2	8.0	Middle	Excellent	Excellent, Good	Price, Promo	Bulk Red/Green, Pkg Org Red/Green
Publix	Hialeah	1	1.7	Middle	Very good	Very good	Promo	Bulk Red/Green, Pkg Red/Green
Publix	Miami	1	1.3	Middle	Excellent	Very good	Price, Promo	Bulk Red/Green
Publix	Miami	1	0.2	Middle	Excellent	Good	None	Bulk Red/Green
Sprouts	Miami	1	3.0	Back	Excellent	Very good	Price, Promo	Bulk Red/Green, Bulk Yellow
Trader Joes	Miami	1	1.8	Front	Excellent	Excellent	Price	Bulk Red/Green
Walmart	Miami	1	4.5	Front	Very good	Very good	Price	Bulk Red/Green
Walmart	Miami	1	9.0	Front	Good	Fair	Price	Bulk Red/Green
Whole Foods	Miami	1	0.6	Middle	Excellent	Good	Price	Bulk Org Red/Green
Winn Dixie	Cutler Bay	2	6.9	Middle	Excellent, Very Good	Good	Price, Promo	Bulk Red/Green

# July Mango Varieties: Miami



Publix, Hialeah, FL

Retailer	City	Variety	Bulk/Pkg	Origin	Price	Sale Price
Aldi	Palmetto Bay	Red/Green	Bulk	Mexico	\$0.85	
Kimchi Mart	Miami	Red/Green	Bulk	Mexico	\$1.99	
Publix	Coral Gables	Red/Green	Bulk	Mexico	Not shown	3/\$5
		Yellow	Bulk	Mexico	\$1.99	
Publix	Palmetto Bay	Red/Green	Bulk	Mexico	Not shown	3/\$5
		Org Red/Green	Pkg	Mexico	\$3.99	
Publix	Hialeah	Red/Green	Bulk	Mexico	Not shown	3/\$5
		Red/Green	Pkg	Mexico	\$4.99	
Publix	Miami	Red/Green	Bulk	Mexico	Not shown	3/\$5
Publix	Miami	Red/Green	Bulk	Mexico	Not shown	
Sprouts	Miami	Red/Green	Bulk	Mexico	Not shown	4/\$5
		Yellow	Bulk	Mexico	Not shown	5/\$5
Trader Joes	Miami	Red/Green	Bulk	Mexico	\$1.49	
Walmart	Miami	Red/Green	Bulk	Mexico	\$0.97	
Walmart	Miami	Red/Green	Bulk	Mexico	\$0.97	
Whole Foods	Miami	Org Red/Green	Bulk	Mexico	\$2.99	
Winn Dixie	Cutler Bay	Red/Green	Bulk	Mexico	\$1.99	\$0.99

# July Mango Displays: Miami



Publix, Coral Gables, FL



Trader Joes, Miami, FL



Aldi, Palmetto Bay, FL



Kimchi Mart, Miami, FL

# July Mango Displays: Miami



Walmart, Miami, FL



Publix, Palmetto Bay, FL



Publix, Palmetto Bay, FL



Publix, Miami, FL

# Nashville Market

# Sales Performance: Nashville

## Dollars

\$2.1M

▲ +8.3% Chg YoY

## Units

1.1M

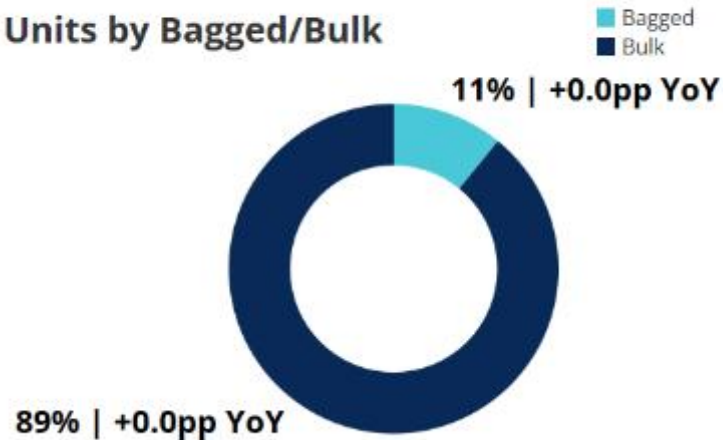
▲ +4.5% Chg YoY

## Price Per Unit

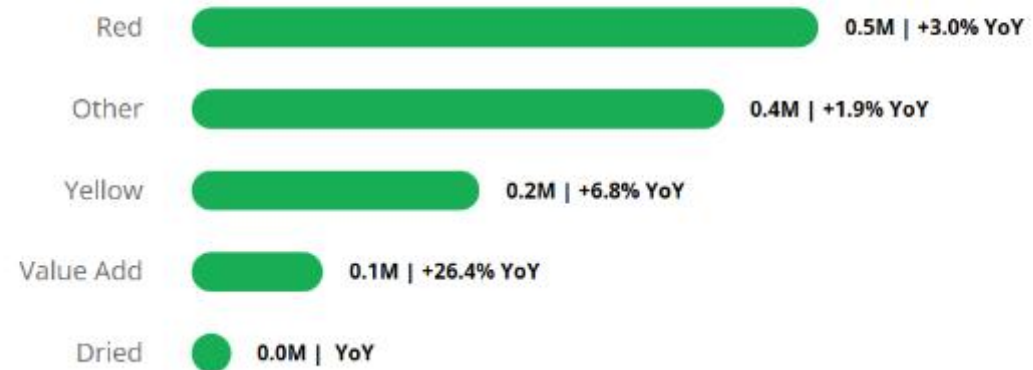
\$1.88

▲ \$0.07 Chg YoY

## Units by Bagged/Bulk



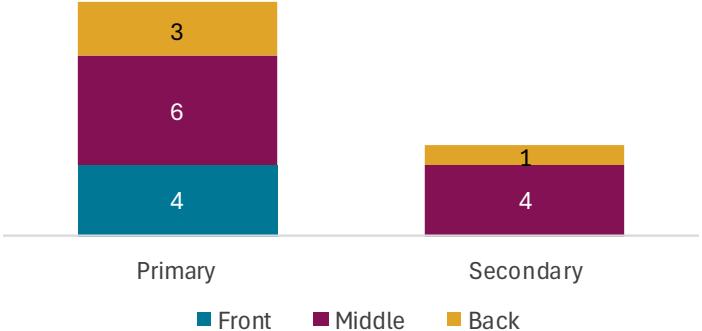
## Units by Variety



# July Mango Displays: Nashville

- ▶ In the Nashville Market, mango displays were most often located in the middle of the produce department.
- ▶ The primary mango displays averaged 6.9 SF; five stores had secondary displays averaging 4.0 SF.
- ▶ Four stores, including Patel Brothers and Walmart, dedicated more than a total of 10 SF to mangos. Two stores, including Save A Lot and Kroger, had less than 2 SF total.
- ▶ Mangos were most often located next to bananas, pineapples, dragon fruit, kiwifruit, lemons and papaya.

Display Location: Nashville



Fixtures	Primary	Secondary
End cap	9	3
Waterfall	6	2
Table	5	1
Basket	3	1
Bin	2	2
Boxes	3	

Average Space Primary Display:  
**6.9 SF**

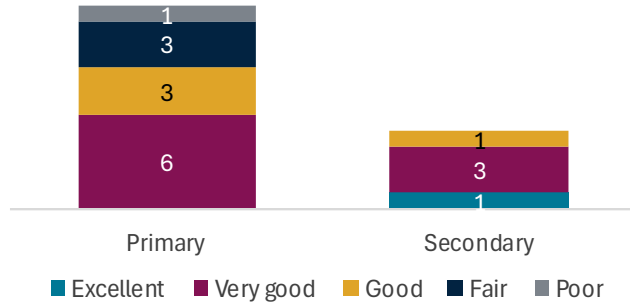
Average Space Secondary Display:  
**4.0 SF**

Largest Total Space:  
Patel Brothers  
**33.2 SF**

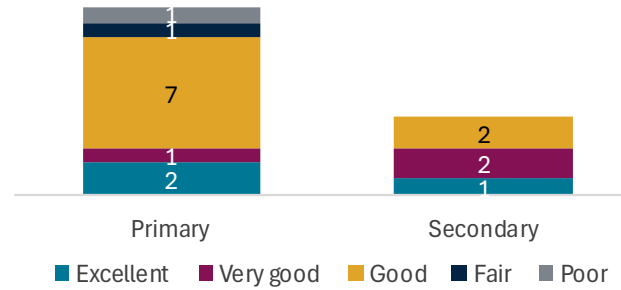
Smallest Total Space:  
Save A Lot  
**1.1 SF**

# July Mango Displays: Nashville

Display Condition: Nashville



Mango Condition: Nashville



- ▶ Display conditions in the Nashville market were generally good to very good; mango conditions were typically good to excellent.
- ▶ Displays were typically full or mostly full; however, one store had an empty display.
- ▶ All displays had signage. In addition to price signage, a few stores included signage on promotions, origin and variety.

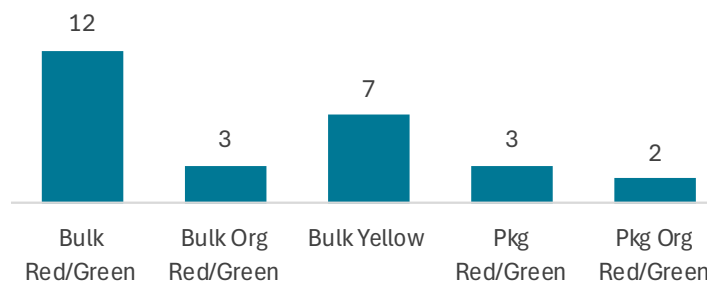
Displays	Primary	Secondary
Fully stocked	5	4
Mostly full	4	1
Half full	2	
Low	1	
Empty	1	

Signage	Primary	Secondary
Total	13	5
Price	13	5
Ad/Promo	3	
Origin	1	1
Variety	1	1

# July Mango Varieties: Nashville

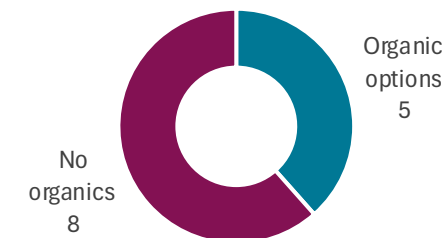
- ▶ Nearly all stores carried bulk red/green varieties, ranging in price from \$0.85 to \$3.99.
- ▶ Seven stores carried bulk yellow mangos, with an everyday price between \$0.76 and 2/\$4.00.
- ▶ Five stores carried packaged mangos, ranging in price from \$4.98 to \$9.99.
- ▶ Five stores in the Nashville market carried an organic option.
- ▶ Overall, three of the 13 stores were promoting mangos at the time of the store visits.
  - ▶ Promoted price ranged from \$0.79 to 3/\$5.00.

Mango Items Available: Nashville

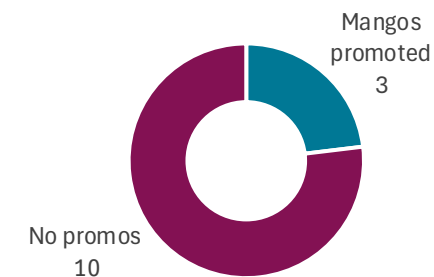


Items	Reg. Price Range	Promo Price Range
Bulk Red/Green	\$0.85 - \$3.99	\$0.79 - 3/\$5.00
Bulk Org Red/Green	2/\$5.00	n/a
Bulk Yellow	\$0.76 - 2/\$4.00	n/a
Pkg Red/Green	\$4.99 - \$9.99	n/a
Pkg Org Red/Green	\$4.98	n/a

Stores with Organic Mangos



Stores with Mango Promotions



# July Mango Displays: Nashville

Retailer	City	Number of Displays	Total SF	Display Location	Display Conditions	Mango Conditions	Signage	Assortment
Aldi	Brentwood	1	4.0	Front	Fair	Good	Price	Bulk Red/Green
Food Lion	Antioch	1	3.8	Middle	Good	Good	Price, Promo	Bulk Red/Green
Kroger	Franklin	1	2.8	Back	Very good	n/a	Price	Bulk Yellow, Bulk Org Red/Green,
Kroger	Antioch	1	7.6	Back	Good	Very good	Price	Bulk Red/Green, Bulk Yellow, Bulk Org Red/Green
Kroger	Nashville	2	6.0	Middle	Very good	Good	Price	Bulk Red/Green, Bulk Yellow, Bulk Org Red/Green
Patel Brothers	Nashville	2	33.2	Front, Middle	Very good, Poor	Good	Price, Origin, Variety	Bulk Red/Green, Pkg Red/Green
Publix	Nashville	1	3.6	Back	Fair	Poor	Price	Bulk Red/Green, Bulk Yellow, Pkg Red/Green
Publix	Antioch	1	6.8	Middle	Very good	Fair	Price, Promo	Bulk Red/Green, Bulk Yellow
Publix	Brentwood	2	5.8	Middle	Good	Very good, Good	Price, Promo	Bulk Red/Green, Bulk Yellow, Pkg Red/Green
Save A Lot	Nashville	1	1.1	Front	Very good	Good	Price, Origin	Bulk Red/Green
Walmart	Antioch	1	11.3	Middle	Very good	Excellent	Price	Bulk Red/Green, Pkg Org Red/Green
Walmart	Franklin	2	13.9	Front, Middle	Very good	Excellent	Price	Bulk Red/Green, Pkg Org Red/Green
Walmart	Nashville	2	10.1	Middle, Back	Excellent, Fair	Very good, Good	Price	Bulk Red/Green, Bulk Yellow

# July Mango Varieties: Nashville



Publix, Antioch, TN

Retailer	City	Variety	Bulk/Pkg	Origin	Price	Sale Price
Aldi	Brentwood	Red/Green	Bulk	Mexico	\$0.85	
Food Lion	Antioch	Red/Green	Bulk	Mexico	\$0.99	\$0.79
Kroger	Franklin	Org Red/Green	Bulk	Mexico	2/\$5	
		Yellow	Bulk	Mexico	2/\$4	
Kroger	Antioch	Org Red/Green	Bulk	Mexico	\$2.50	
		Red/Green	Bulk	Mexico	\$2.00	
		Yellow	Bulk	Mexico	\$1.00	
Kroger	Nashville	Red/Green	Bulk	Mexico	\$2.00	
		Yellow	Bulk	Mexico	\$1.99	
		Org Red/Green	Bulk	Mexico	2/\$5	
Patel Brothers	Nashville	Red/Green	Bulk	Mexico	\$1.11	
		Red/Green	Bulk	Mexico	\$2.99	
		Red/Green	Bulk	Mexico	\$3.99	
		Red/Green	Box – 9 ct	Mexico	\$9.99	
Publix	Nashville	Red/Green	Bulk	Mexico	3/\$5	
		Yellow	Bulk	Mexico	\$1.99	
		Red/Green	Pkg	Mexico	\$4.99	
Publix	Antioch	Red/Green	Bulk	Mexico	Not shown	3/\$5
		Yellow	Bulk	Mexico	Not shown	
Publix	Brentwood	Red/Green	Bulk	Mexico	Not shown	3/\$5
		Yellow	Bulk	Mexico	\$1.99	
		Red/Green	Pkg – 4 ct	Mexico	\$4.99	
Save A Lot	Nashville	Red/Green	Bulk	Mexico	\$1.99	
Walmart	Antioch	Red/Green	Bulk	Mexico	\$0.97	
		Org Red/Green	Pkg – 3 ct	Mexico	\$4.98	
Walmart	Franklin	Red/Green	Bulk	Mexico	\$1.08	
		Org Red/Green	Pkg – 4 ct	Mexico	\$4.98	
Walmart	Nashville	Red/Green	Bulk	Mexico	\$0.97	
		Yellow	Bulk	Mexico	\$0.76	

Source: Category Partners, Identifying In-store Conditions for the Mango Category, October 2025

Source: Category Partners, Identifying In-store Conditions for the Mango Category, October 2025

# July Mango Displays: Nashville



Walmart, Nashville, TN




Food Lion, Antioch, TN



Kroger, Antioch, TN

Save A Lot, Nashville, TN



# July Mango Displays: Nashville



Walmart, Franklin, TN

Aldi, Brentwood, TN



Publix, Nashville, TN

Patel Brothers, Nashville, TN



# New Orleans Market

# Sales Performance: New Orleans

## Dollars

\$1.2M

▼ -7.4% Chg YoY

## Units

0.8M

▼ -10.5% Chg YoY

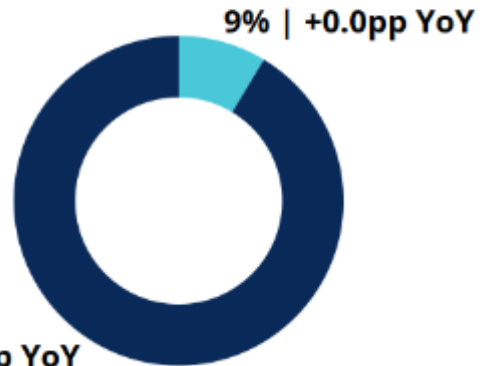
## Price Per Unit

\$1.60

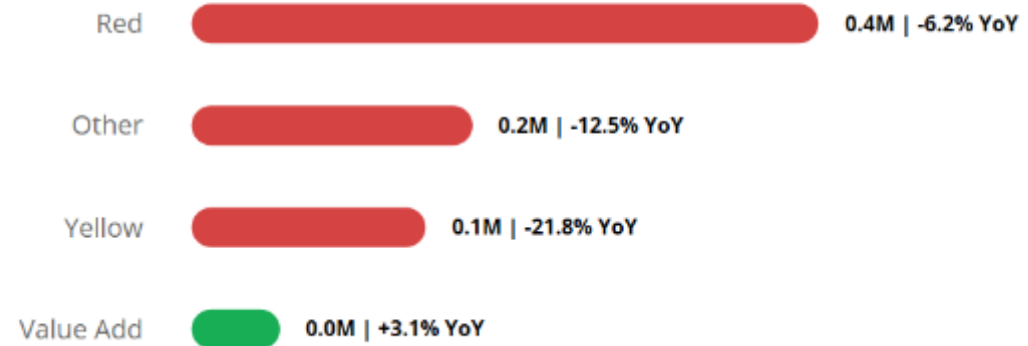
▲ \$0.05 Chg YoY

## Units by Bagged/Bulk

■ Bagged  
■ Bulk



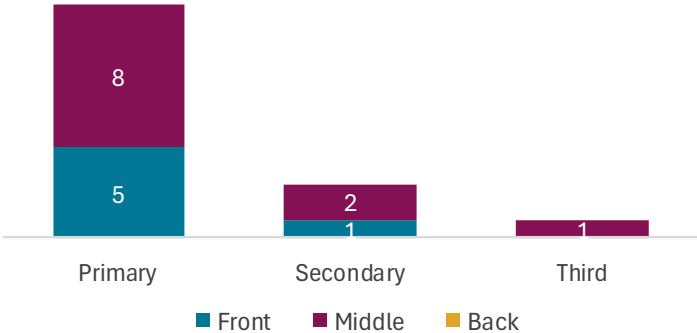
## Units by Variety



# July Mango Displays: New Orleans

- ▶ In the New Orleans Market, mango displays were most often located in the middle of the produce department.
- ▶ The primary mango displays averaged 5.1 SF; three stores had secondary displays averaging 3.9 SF.
- ▶ Four stores, including International Market, Walmart and Winn Dixie, dedicated more than a total of 10 SF to mangos. Three stores, including Winn Dixie and Walmart, had less than 2 SF total.
- ▶ Mangos were most often located next to Kiwifruit, papaya, aloe vera, dragon fruit, coconut, pears and pineapples.

Display Location: New Orleans



Fixtures	Primary	Secondary	Third
Shelves	10	1	
Bin	4	2	
Waterfall	3		1
Table	1		

Average Space Primary Display:  
**5.1 SF**

Average Space Secondary Display:  
**3.9 SF**

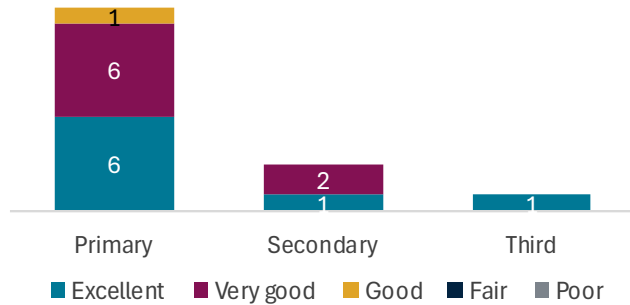
Average Space Tertiary Display:  
**2.4 SF**

Largest Total Space:  
International Market  
**15.6 SF**

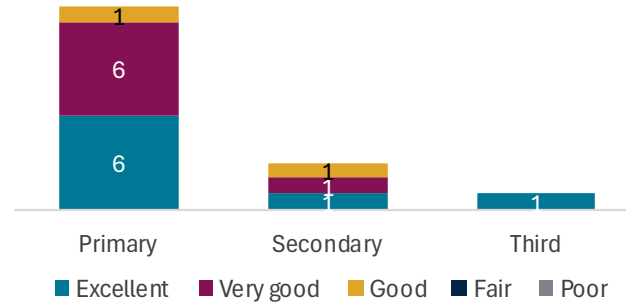
Smallest Total Space:  
Walmart  
**1.3 SF**

# July Mango Displays: New Orleans

Display Condition: New Orleans



Mango Condition: New Orleans



- ▶ Display conditions in the New Orleans market were generally very good to excellent; mango conditions were also typically very good to excellent.
- ▶ Displays were typically fully stocked.
- ▶ Nearly all displays had signage. In addition to price signage, a few stores included promotion and/or variety signage.

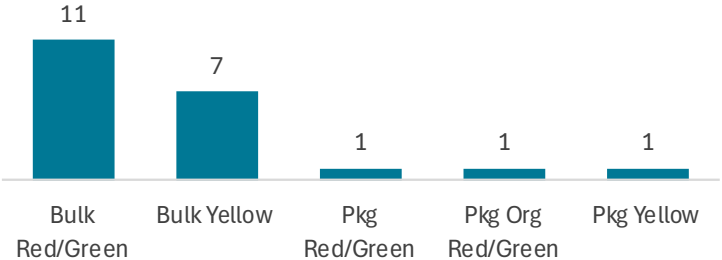
Displays	Primary	Secondary	Third
Fully stocked	9	3	1
Mostly full	1		
Half full	2		
Low	1		
Empty			

Signage	Primary	Secondary	Third
Total	12	3	1
Price	12	3	1
Ad/Promo	3		
Variety	2		

# July Mango Varieties: New Orleans

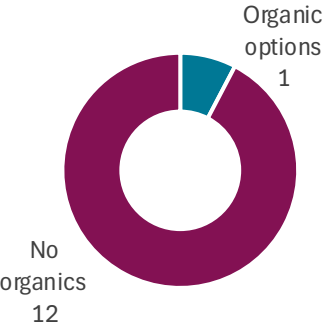
- ▶ Most stores carried bulk red/green varieties, ranging in price from \$0.97 to 2/\$3.00.
- ▶ Seven stores carried bulk yellow mangos, with an everyday price between \$0.76 and 2/\$3.00.
- ▶ Two stores carried packed mangos, ranging in price from \$4.98 to \$14.99.
- ▶ Only one store in the New Orleans market carried an organic option. Walmart had a 4-count bag priced at \$4.98.
- ▶ Overall, three of the 13 stores were promoting mangos at the time of the store visits.
  - ▶ Winn Dixie had bulk red/green mangos on promotion for 4/\$5.00.

Mango Items Available: New Orleans

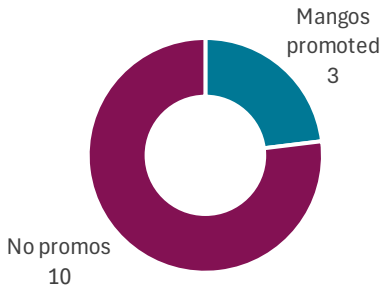


Items	Reg. Price Range	Promo Price Range
Bulk Red/Green	\$0.97 – 2/\$3.00	4/\$5.00
Bulk Yellow	\$0.76 – 2/\$3.00	n/a
Pkg Red/Green	\$9.99	n/a
Pkg Org Red/Green	\$4.98	n/a
Pkg Yellow	\$14.99	n/a

Stores with Organic Mangos



Stores with Mango Promotions



# July Mango Displays: New Orleans

Retailer	City	Number of Displays	Total SF	Display Location	Display Conditions	Mango Conditions	Signage	Assortment
International Market	Metairie	1	15.6	Front	Very good	Excellent	n/a	Pkg Red/Green, Pkg Yellow
Rouses	Metairie	1	2.8	Middle	Excellent	Excellent	Price, Variety	Bulk Red/Green
Rouses	New Orleans	1	2.3	Front	Very good	Very good	Price	Bulk Red/Green, Bulk Yellow
Rouses	Kenner	1	4.2	Middle	Very good	Very good	Price	Bulk Red/Green, Bulk Yellow
Rouses	New Orleans	2	2.3	Front	Very good	Very good, Good	Price, Variety	Bulk Red/Green, Bulk Yellow
Rouses	Gretna	1	3.1	Middle	Excellent	Excellent	Price	Bulk Red/Green, Bulk Yellow
Walmart	New Orleans	1	9.0	Front	Excellent	Excellent	Price	Bulk Red/Green
Walmart	New Orleans	2	10.6	Middle	Excellent, Very good	Excellent	Price	Bulk Red/Green, Bulk Yellow
Walmart	Harahan	3	13.9	Middle	Excellent, Very good	Excellent, Very good	Price	Bulk Red/Green, Bulk Yellow, Pkg Org Red/Green
Walmart	Metairie	1	1.3	Middle	Good	Very good	Price	Bulk Yellow
Winn Dixie	Metairie	1	12.4	Front	Excellent	Very good	Price, Promo	Bulk Red/Green
Winn Dixie	New Orleans	1	1.1	Middle	Very good	Good	Price, Promo	Bulk Red/Green
Winn Dixie	River Ridge	1	1.8	Middle	Excellent	Excellent	Price, Promo	Bulk Red/Green

# July Mango Varieties: New Orleans



Rouses, Metairie, LA

Retailer	City	Variety	Bulk/Pkg	Origin	Price	Sale Price
International Market	Metairie	Red/Green	Box – 9 ct	Mexico	\$9.99	
		Yellow	Box – 16 ct	Mexico	\$14.99	
Rouses	Metairie	Red/Green	Bulk	Mexico	2/\$3	
Rouses	New Orleans	Red/Green	Bulk	Mexico	2/\$3	
		Yellow	Bulk	Mexico	2/\$3	
Rouses	Kenner	Red/Green	Bulk	Mexico	2/\$3	
		Yellow	Bulk	Mexico	\$0.89	
Rouses	New Orleans	Red/Green	Bulk	Mexico	2/\$3	
		Yellow	Bulk	Mexico	2/\$3	
Rouses	Gretna	Red/Green	Bulk	Mexico	2/\$4	
		Yellow	Bulk	Not listed	\$0.89	
Walmart	New Orleans	Red/Green	Bulk	Mexico	\$0.97	
Walmart	New Orleans	Red/Green	Bulk	Mexico	\$0.97	
		Yellow	Bulk	Mexico	\$0.76	
Walmart	Harahan	Red/Green	Bulk	Mexico	\$0.97	
		Yellow	Bulk	Mexico	\$0.76	
		Org Red/Green	Pkg – 4 ct	Mexico	\$4.98	
Walmart	Metairie	Yellow	Bulk	Mexico	\$0.76	
Winn Dixie	Metairie	Red/Green	Bulk	Mexico	\$1.99	4/\$5
Winn Dixie	New Orleans	Red/Green	Bulk	Mexico	\$1.99	4/\$5
Winn Dixie	River Ridge	Red/Green	Bulk	Mexico	\$1.99	4/\$5

# July Mango Displays: New Orleans



Walmart, New Orleans, LA



Rouses, New Orleans



Rouses, New Orleans, LA



Winn Dixie, Metairie, LA


# July Mango Displays: New Orleans




Rouses, Kenner, LA



Winn Dixie, New Orleans, LA



Winn Dixie, River Ridge, LA



International Market, Metairie, LA

# Orlando/Daytona Beach/Melborne Market

# Sales Performance: Orlando

## Dollars

\$5.2M

▲ +14.2% Chg YoY

## Units

3.1M

▲ +7.6% Chg YoY

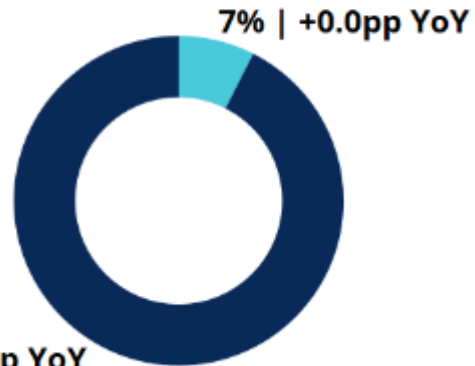
## Price Per Unit

\$1.65

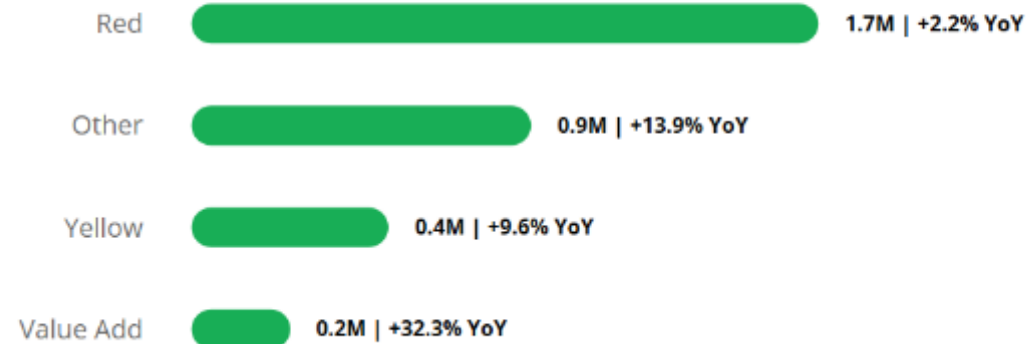
▲ \$0.10 Chg YoY

## Units by Bagged/Bulk

■ Bagged  
■ Bulk



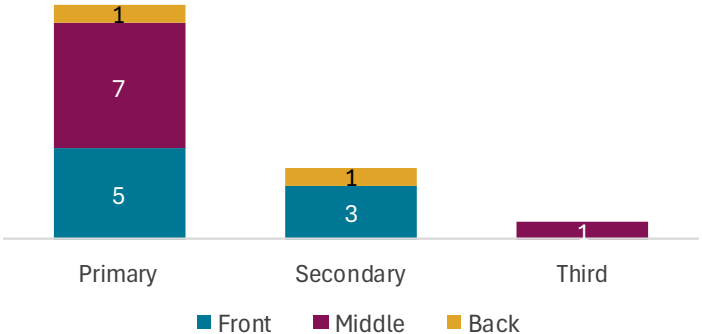
## Units by Variety



# July Mango Displays: Orlando

- ▶ In the Orlando Market, mango displays were most often located in the front or middle of the produce department.
- ▶ The primary mango displays averaged 4.6 SF; four stores had a secondary displays with an average of 3.7 SF.
- ▶ Two stores, including Publix and Walmart, dedicated more than a total of 10 SF to mangos. Four stores, including Winn Dixie, Target, Aldi and Publix had less than 3 SF total.
- ▶ Mangos were most often located next to bananas, papaya, apples, cantaloupe, pineapples and oranges.

Display Location: Orlando



Average Space Primary Display:  
**4.6 SF**

Average Space Secondary Display:  
**3.7 SF**

Average Space Tertiary Display:  
**3.8 SF**

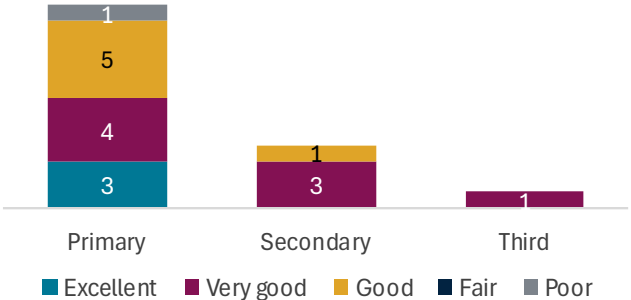
Fixtures	Primary	Secondary	Third
End cap	9	4	
Table	4	1	1
Bin	4	2	
Waterfall	4	1	
Boxes	2		
Basket	1		

Largest Total Space:  
Publix  
**12.2 SF**

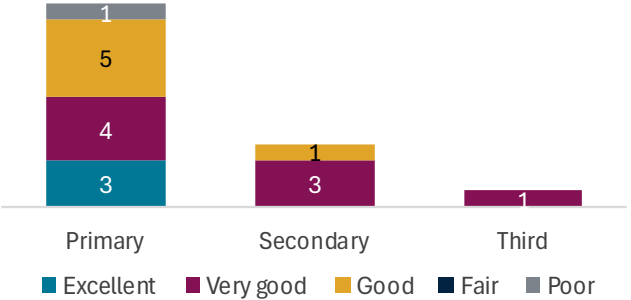
Smallest Total Space:  
Winn Dixie  
**2.0 SF**

# July Mango Displays: Orlando

Display Condition: Orlando



Mango Condition: Orlando



- ▶ Display conditions in the Orlando market were generally good to excellent; mango conditions were also typically good to excellent.
- ▶ Displays were typically full or mostly full; however, a few displays were low on mangos.
- ▶ Nearly all displays had signage, most often only pricing signage.

Displays	Primary	Secondary	Third
Fully stocked	5	2	
Mostly full	5	1	1
Half full		1	
Low	3		
Empty			

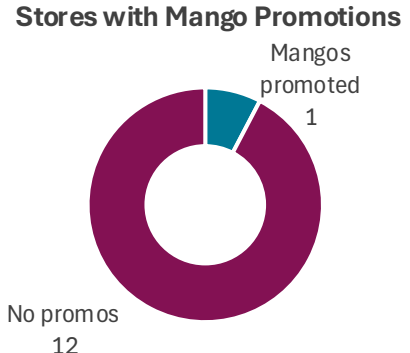
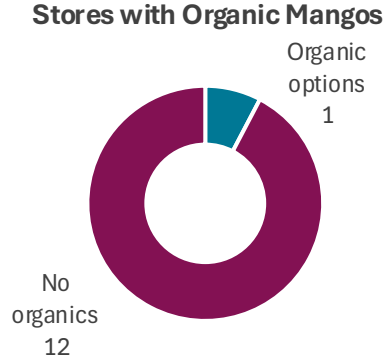
Signage	Primary	Secondary	Third
Total	12	4	1
Price	12	3	1
Ad/Promo	1	1	

# July Mango Varieties: Orlando

- ▶ All stores carried bulk red/green varieties, ranging in price from \$0.85 to \$2.79.
- ▶ Three stores carried bulk yellow manos, with an everyday price of \$1.99.
- ▶ Only one store in the Albany market carried an organic option. Sav A Lot had a 4-count package priced at \$4.98.
- ▶ Only one of the 13 stores was promoting mangos at the time of the store visits.
  - ▶ Publix had bulk red/green mangos on sale for 3/\$5.00.



Items	Reg. Price Range	Promo Price Range
Bulk Red/Green	\$0.85 - \$2.79	3/\$5.00
Bulk Yellow	\$1.99	n/a
Pkg Red/Green	\$3.99	n/a
Pkg Org Red/Green	\$4.98	n/a



# July Mango Displays: Orlando

Retailer	City	Number of Displays	Total SF	Display Location	Display Conditions	Mango Conditions	Signage	Assortment
Aldi	Orlando	1	6.1	Front	Very good	Very good	Price	Bulk Red/Green
Aldi	Ocoee	1	2.7	Front	Excellent	Excellent	Price	Bulk Red/Green
Publix	Orlando	1	8.0	Back	Excellent	Excellent	Price	Bulk Red/Green, Bulk Yellow
Publix	Orlando	1	2.9	Middle	Good	Good	Price	Bulk Red/Green
Publix	Orlando	3	12.2	Front, Middle, Back	Very good	Very good	Price	Bulk Red/Green, Pkg Red/Green
Publix	Altamonte Springs	2	9.8	Front, Middle	Excellent, Good	Excellent, Good	Promo	Bulk Red/Green, Bulk Yellow
Publix	Ocoee	2	9.0	Front, Middle	Very good	Very good	Price	Bulk Red/Green, Bulk Yellow
Target	Winter Park	1	2.5	Middle	Good	Good	Price	Bulk Red/Green
Target	Orlando	1	4.0	Middle	Good	Good	Price	Bulk Red/Green
Walmart	Casselberry	2	11.3	Front	Very good, Poor	Very good, Poor	Price	Bulk Red/Green, Pkg Org Red/Green
Walmart	Ocoee	1	4.0	Middle	Very good	Very good	Price	Bulk Red/Green
Winn Dixie	Orlando	1	2.0	Front	Good	Good	Price	Bulk Red/Green
Winn Dixie	Altamonte Springs	1	4.1	Middle	Good	Good	Price	Bulk Red/Green

# July Mango Varieties: Orlando



Publix, Altamonte Springs, FL

Retailer	City	Variety	Bulk/Pkg	Origin	Price	Sale Price
Aldi	Orlando	Red/Green	Bulk	Mexico	\$0.85	
Aldi	Ocoee	Red/Green	Bulk	Mexico	\$0.85	
Publix	Orlando	Red/Green	Bulk	Mexico	\$1.31	
		Yellow	Bulk	Mexico	\$1.99	
Publix	Orlando	Red/Green	Bulk	Mexico	3/\$5	
Publix	Orlando	Red/Green	Bulk	Mexico	3/\$5	
		Red/Green	Pkg – 4 ct	Mexico	\$3.99	
Publix	Altamonte Springs	Red/Green	Bulk	Mexico	\$2.29	3/\$5
		Yellow	Bulk	Mexico	\$1.99	
Publix	Ocoee	Red/Green	Bulk	Mexico	3/\$5	
		Yellow	Bulk	Mexico	\$1.99	
Target	Winter Park	Red/Green	Bulk	Mexico	\$0.99	
Target	Orlando	Red/Green	Bulk	Mexico	\$0.99	
Walmart	Casselberry	Red/Green	Bulk	Mexico	\$0.97	
		Org Red/Green	Pkg – 4 ct	Mexico	\$4.98	
Walmart	Ocoee	Red/Green	Bulk	Mexico	\$0.97	
Winn Dixie	Orlando	Red/Green	Bulk	Mexico	4/\$5	
Winn Dixie	Altamonte Springs	Red/Green	Bulk	Mexico	\$2.79	

# July Mango Displays: Orlando



Walmart, Ocoee, FL



Publix, Orlando, FL



Aldi, Orlando, FL



Publix, Orlando, FL

# July Mango Displays: Orlando




Publix, Ocoee, FL



Target, Winter Park, FL



Publix, Orlando, FL



Winn Dixie, Orlando, FL

# Philadelphia Market

# Sales Performance: Philadelphia

## Dollars

\$6.9M

▲ +4.3% Chg YoY

## Units

4.1M

▼ -0.6% Chg YoY

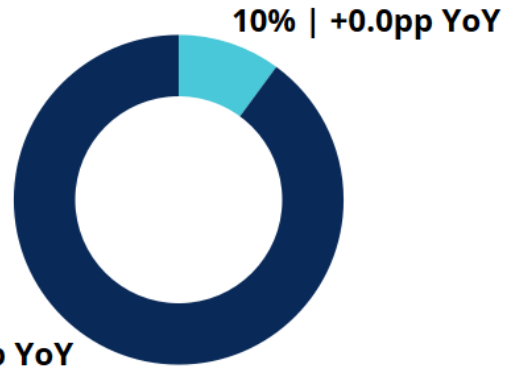
## Price Per Unit

\$1.67


▲ \$0.08 Chg YoY

## Units by Bagged/Bulk

■ Bagged  
■ Bulk



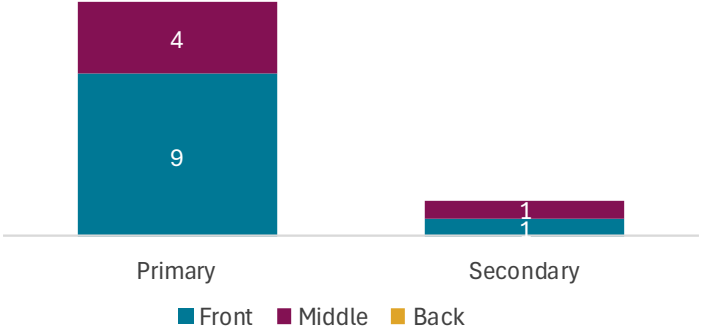
## Units by Variety



# July Mango Displays: Philadelphia

- ▶ In the Philadelphia Market, mango displays were most often located in the front of the produce department.
- ▶ The primary mango displays averaged 6.5 SF; two stores had secondary displays with an average of 4.1 SF.
- ▶ Two stores, ShopRite and Walmart, dedicated more than a total of 10 SF to mangos. Two stores, Acme and Target, had less than 3 SF total.
- ▶ Mangos were most often located next to grapes, cherries, kiwifruit, apples, bananas and peaches.

Display Location: Philadelphia



Average Space Primary Display:  
**6.5 SF**

Average Space Secondary Display:  
**4.1 SF**

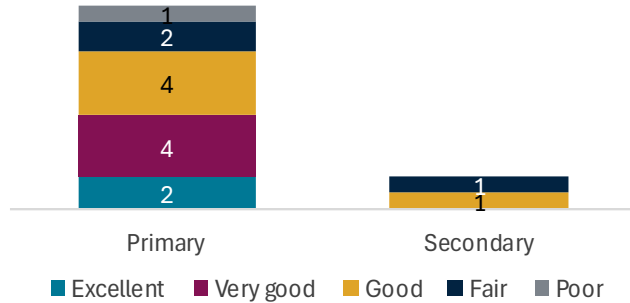
Largest Total Space:  
Shop Rite, Walmart  
**16.0 SF**

Smallest Total Space:  
Acme, Target  
**1.3 SF**

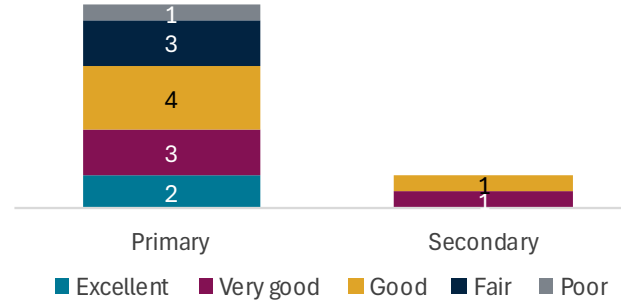
Fixtures	Primary	Secondary
Table	6	
Waterfall	4	1
End cap	2	2
Bin	3	
Boxes	2	

# July Mango Displays: Philadelphia

Display Condition: Philadelphia



Mango Condition: Philadelphia



- ▶ Display conditions in the Philadelphia market were generally good to excellent; mango conditions were also usually good to excellent.
- ▶ Displays were typically full or mostly full.
- ▶ All displays had signage, most often price signage.

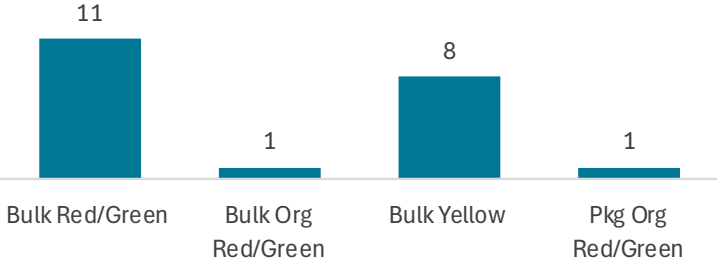
Displays	Primary	Secondary
Fully stocked	4	
Mostly full	5	2
Half full	2	
Low	2	
Empty		

Signage	Primary	Secondary
Total	13	2
Price	12	2
Ad/Promo	2	1
Flavor	1	

# July Mango Varieties: Philadelphia

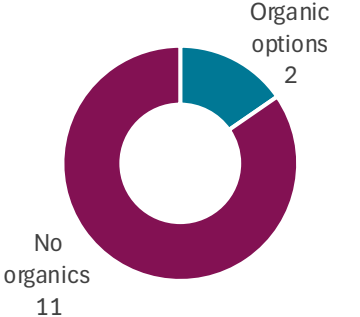
- ▶ Most stores carried bulk red/green varieties, ranging in price from \$0.59 to \$3.99.
- ▶ Eight stores carried bulk yellow mangos, with an everyday price between \$0.55 and \$1.69.
- ▶ None of the stores visited carried packaged mangos.
- ▶ Two stores in the Philadelphia market carried an organic option.
- ▶ Overall, three of the 13 stores were promoting mangos at the time of the store visits.
  - ▶ Promoted price ranged from a B2G2 at \$0.63 to 10/\$10.00.

Mango Items Available Philadelphia

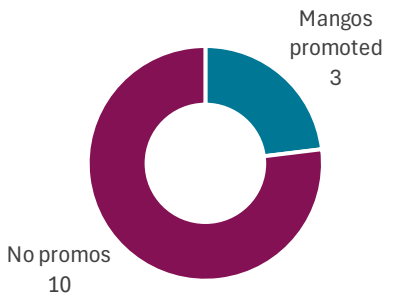


Items	Reg. Price Range	Promo Price Range
Bulk Red/Green	\$0.59 - \$3.99	B2G2 (\$0.63)
Bulk Org Red/Green	\$1.49	n/a
Bulk Yellow	\$0.55 - \$1.69	B2G2 (\$0.63) – 10/\$10.00
Pkg Red/Green	\$7.49	n/a

Stores with Organic Mangos



Stores with Mango Promotions



# July Mango Displays: Philadelphia

Retailer	City	Number of Displays	Total SF	Display Location	Display Conditions	Mango Conditions	Signage	Assortment
Acme Market	Feasterville Trevose	1	5.3	Front	Good	Fair	Promo	Bulk Red/Green, Bulk Yellow
Acme Market	Maple Shade	1	5.3	Front	Good	Good	Price	Bulk Yellow, Bulk Org Red/Green
Acme Market	Jenkintown	1	1.3	Middle	Poor	Fair	Price	Bulk Red/Green, Bulk Yellow
Aldi	Willow Grove	2	7.4	Front, Middle	Very good, Fair	Very good, Good	Price	Bulk Red/Green
Giant / Martins	Feasterville	2	7.4	Front, Middle	Good, Fair	Good, Poor	Price, Promo, Flavor	Bulk Red/Green, Bulk Yellow
Giant / Martins	Roslyn	1	7.5	Front	Very good	Good	Price	Bulk Red/Green, Bulk Yellow
H Mart	Cherry Hill Twp	1	7.4	Middle	Excellent	Excellent	Price, Promo	Bulk Red/Green, Pkg Org Red/Green
Lidl	Cherry Hill Twp	1	4.3	Front	Good	Very good	Price	Bulk Red/Green, Bulk Yellow
Shop Rite/Wakefern	Cherry Hill Twp	1	16.0	Front	Good	Good	Price	Bulk Red/Green, Bulk Yellow
Target	Abington	1	1.3	Front	Fair	Excellent	Price	Bulk Red/Green
Walmart	Mt Laurel Twp	1	16.0	Front	Very good	Very good	Price	Bulk Red/Green
Weis Market	Warminster	1	4.6	Middle	Very good	Fair	Price, Promo	Bulk Red/Green
Whole Foods	Jenkintown	1	9.0	Front	Excellent	Very good	Price	Bulk Yellow

# July Mango Varieties: Philadelphia



Whole Foods, Jenkintown, PA

Retailer	City	Variety	Bulk/Pkg	Origin	Price	Sale Price
Acme Market	Feasterville Trevoese	Red/Green	Bulk	USA	\$0.89	
		Yellow	Bulk	Mexico	\$0.89	
Acme Market	Maple Shade	Org Red/Green	Bulk	Mexico	\$1.49	
		Yellow	Bulk	Mexico	\$0.89	
Acme Market	Jenkintown	Red/Green	Bulk	Mexico	\$1.29	
		Yellow	Bulk	Mexico	\$1.29	
Aldi	Willow Grove	Red/Green	Bulk	Mexico	\$0.59	
Giant / Martins	Feasterville	Red/Green	Bulk	Mexico	\$1.25	B2G2
		Red/Green	Bulk	Mexico	\$3.99	
		Yellow	Bulk	Mexico	\$1.25	B2G2
Giant / Martins	Roslyn	Red/Green	Bulk	Mexico	\$1.25	B2G2
		Red/Green	Bulk	Mexico	\$2.79	
		Yellow	Bulk	Mexico	\$1.25	B2G2
H Mart	Cherry Hill Twp	Red/Green	Bulk	Mexico	\$1.29	
		Org Red/Green	Pkg – 3 ct	Mexico	\$7.49	
Lidl	Cherry Hill Twp	Red/Green	Bulk	Not shown	Not shown	
		Yellow	Bulk	Not shown	\$0.55	
Shop Rite/Wakefern	Cherry Hill Twp	Red/Green	Bulk	Mexico	\$0.79	
		Yellow	Bulk	Mexico	\$0.79	
Target	Abington	Red/Green	Bulk	Mexico	\$0.99	
Walmart	Mt Laurel Twp	Red/Green	Bulk	Mexico	\$0.97	
Weis Market	Warminster	Red/Green	Bulk	Mexico	\$1.99	10/\$10
Whole Foods	Jenkintown	Yellow	Bulk	Mexico	\$1.69	

# July Mango Displays: Philadelphia



Walmart, Mt. Laurel Twp, NJ



ShopRite/Wakefern, Cherry Hill Twp, NJ

Aldi, Willow Grove, PA



Acme, Maple Shade, NJ



# July Mango Displays: Philadelphia



Giant/Martins, Roslyn, PA



Acme, Trevese, PA



Lidl, Cherry Twp, NJ



Giant Martins, Feasterville, PA

# Phoenix/Prescott Market

# Sales Performance: Phoenix

## Dollars

\$6.1M

▲ +9.4% Chg YoY

## Units

5.7M

▲ +13.7% Chg YoY

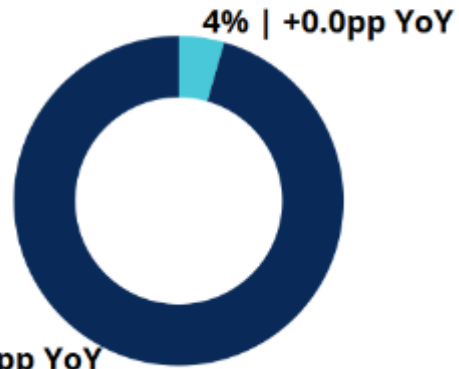
## Price Per Unit

\$1.09

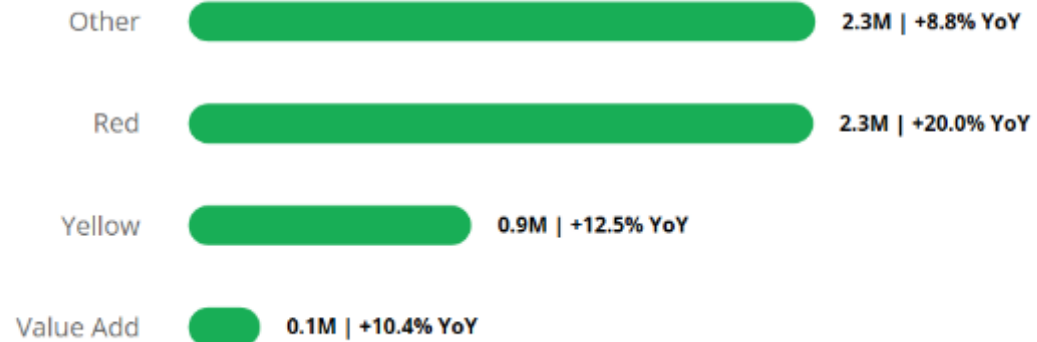
▼ \$-0.04 Chg YoY

## Units by Bagged/Bulk

■ Bagged  
■ Bulk



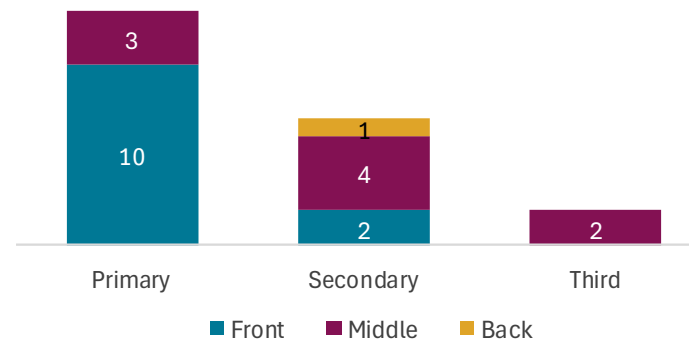
## Units by Variety



# July Mango Displays: Phoenix

- ▶ In the Phoenix Market, mango displays were most often located in the front or middle of the produce department.
- ▶ The primary mango displays averaged 6.0 SF; seven stores had secondary displays with an average of 5.7 SF.
- ▶ Three stores, Food City, H Mart and Safeway, dedicated more than a total of 15 SF to mangos. Two stores, Target and Basha's, had less than 5 SF total.
- ▶ Mangos were most often located next to kiwifruit, papaya, apples, bananas, dragon fruit, pineapples, avocados, coconuts, lemons and mandarins.

Display Location: Phoenix



Fixtures	Primary	Secondary	Third
End cap	4	6	
Table	5	1	2
Bin	5	2	
Waterfall	3	1	

Average Space  
Primary Display:  
**6.0 SF**

Average Space  
Secondary Display:  
**5.7 SF**

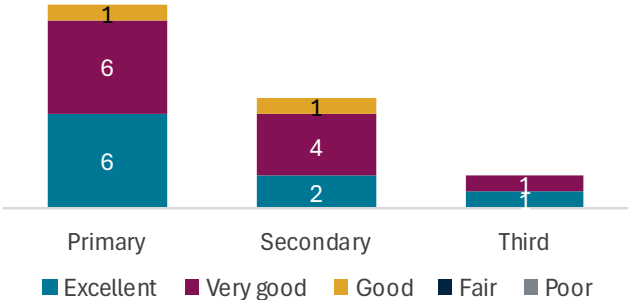
Average Space  
Tertiary Display:  
**10.0 SF**

Largest Total Space:  
Food City (Basha's)  
**21.1 SF**

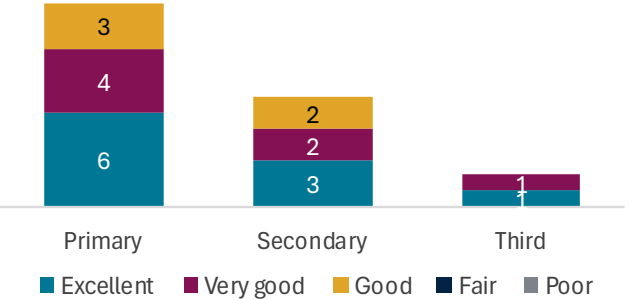
Smallest Total Space:  
Target  
**1.8 SF**

# July Mango Displays: Phoenix

Display Condition: Phoenix



Mango Condition: Phoenix



- ▶ Display conditions in the Phoenix market were generally very good to excellent; mango conditions were also typically very good to excellent.
- ▶ Displays were typically full or mostly full; however, a few displays were low on mangos.
- ▶ Most displays had signage. In addition to pricing information, several stores included signage with information on flavor, health, origin, ripening and/or variety.

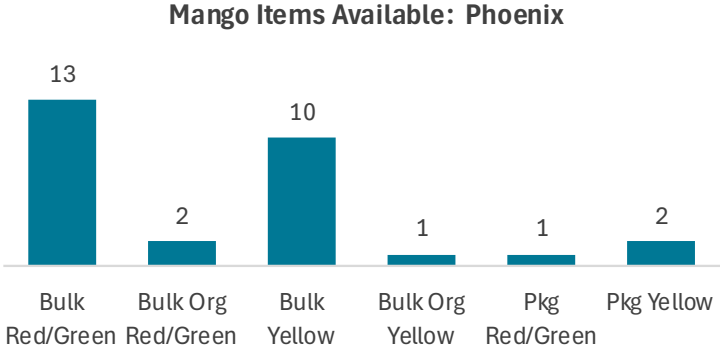
Displays	Primary	Secondary	Third
Fully stocked	7	1	
Mostly full	2	2	1
Half full	1	1	1
Low	3	3	
Empty			

Signage	Primary	Secondary	Third
Total	12	6	2
Price	12	5	1
Ad/Promo	5		1
Flavor	1	2	1
Health	1	2	
Origin		1	
Ripening		1	
Variety	1		

Source: Category Partners, Identifying In-store Conditions for the Mango Category, October 2025

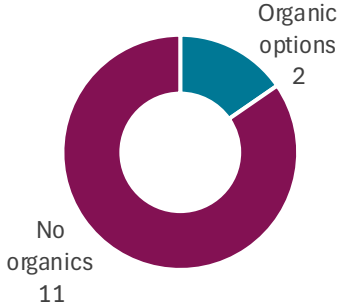
# July Mango Varieties: Phoenix

- ▶ All stores carried bulk red/green varieties, ranging in price from \$0.97 to \$4.49.
- ▶ Five stores carried bulk yellow mangos, with an everyday price between \$0.76 and \$2.49.
- ▶ Two stores carried packaged mangos, ranging in price from \$4.99 to \$11.99.
- ▶ Two stores in the Phoenix market carried an organic option.
- ▶ Overall, six of the 13 stores were promoting mangos at the time of the store visits.
  - ▶ Promoted price ranged from 3/\$1.00 for bulk yellow mangos to \$6.49 for a package of red/green mangos.



Items	Reg. Price Range	Promo Price Range
Bulk Red/Green	\$0.97 - \$4.49	\$0.88 - \$1.49
Bulk Org Red/Green	\$1.99 - 2/\$7.00	n/a
Bulk Yellow	\$0.76 - \$2.49	3/\$1.00 - \$1.79
Bulk Org Yellow	3/\$5.00 - 2/\$5.00	n/a
Pkg Red/Green	\$4.99 - \$5.99	\$6.49
Pkg Yellow	\$4.99 - \$11.99	n/a

**Stores with Organic Mangos**



**Stores with Mango Promotions**



# July Mango Displays: Phoenix

Retailer	City	Number of Displays	Total SF	Display Location	Display Conditions	Mango Conditions	Signage	Assortment
Albertsons	Chandler	2	13.1	Front, Middle	Very good, Good	Good	Price, Promo, Flavor	Bulk Red/Green, Bulk Yellow
Bashas	Gilbert	1	3.3	Middle	Very good	Very good	Price, Promo, Health	Bulk Red/Green
Food City/Basha's	Chandler	1	21.1	Front	Excellent	Excellent	Price, Promo	Bulk Red/Green, Bulk Yellow
Frys	Mesa	1	6.9	Middle	Excellent	Excellent	Price	Bulk Red/Green, Bulk Yellow
Frys	Scottsdale	2	7.3	Front	Excellent, Very good	Excellent, Very good	Price	Bulk Red/Green, Bulk Yellow, Bulk Org Red/Green
H Mart	Mesa	3	18.2	Front, Middle	Very good	Very good, Good	Price, Promo, Flavor, Origin	Bulk Red/Green, Bulk Yellow, Pkg Yellow
Safeway	Mesa	1	8.0	Front	Excellent	Excellent	Price, Promo	Bulk Red/Green, Bulk Yellow
Safeway	Phoenix	3	17.6	Front, Middle	Excellent, Very good	Excellent	Price, Promo, Flavor, Health	Bulk Red/Green, Bulk Yellow
Sprouts	Gilbert	2	9.4	Front	Excellent, Very good	Excellent, Very good	Price, Ripening	Bulk Red/Green, Bulk Yellow, Bulk Org Red/Green, Bulk Org Yellow
Target	Mesa	1	1.8	Front	Good	Very good	Price	Bulk Red/Green
Trader Joes	Mesa	2	13.6	Front, Back	Excellent	Excellent	Price, Flavor, Health	Bulk Red/Green, Pkg Yellow
Walmart	Phoenix	2	11.7	Front, Middle	Very good	Very good, Good	Price, Variety	Bulk Red/Green, Bulk Yellow
Walmart	Chandler	1	5.3	Middle	Very good	Very good	Price	Bulk Red/Green, Bulk Yellow

# July Mango Varieties: Phoenix



Bashas, Gilbert. AZ

Retailer	City	Variety	Bulk/Pkg	Origin	Price	Sale Price
Albertsons	Chandler	Red/Green	Bulk	Mexico	\$1.50	\$1.25
		Yellow	Bulk	Mexico	\$0.79	\$0.50
Bashas	Gilbert	Red/Green	Bulk	Mexico	\$1.29	\$0.99
Food City/Bashas	Chandler	Red/Green	Bulk	Mexico	Not shown	\$0.88
		Yellow	Bulk	Mexico	Not shown	3/\$1
Frys	Mesa	Red/Green	Bulk	Mexico	3/\$5	
		Red/Green	Bulk	Mexico	2/\$4	
		Yellow	Bulk	Mexico	\$0.79	
Frys	Scottsdale	Red/Green	Bulk	Mexico	\$1.50	
		Red/Green	Bulk	Mexico	2/\$5	
		Red/Green	Bulk	Mexico	\$3.99	
		Yellow	Bulk	Mexico	\$0.79	
		Org Red/Green	Bulk	Mexico	2/\$5	
H Mart	Mesa	Red/Green	Bulk	Ecuador	\$2.99	\$1.49
		Yellow	Bulk	Ecuador	\$2.49	\$1.79
		Red/Green	Pkg – 2 ct	Mexico	\$4.99	
		Yellow	Pkg – 2 ct	Mexico	\$4.99	
		Red/Green	Box – 7 ct	Ecuador	\$11.99	\$6.49

# July Mango Varieties: Phoenix



Safeway, Phoenix, AZ

Retailer	City	Variety	Bulk/Pkg	Origin	Price	Sale Price
Safeway	Mesa	Red/Green	Bulk	Mexico	\$1.50	\$1.25
		Yellow	Bulk	Mexico	\$0.79	2/\$1
Safeway	Phoenix	Red/Green	Bulk	Mexico	4/\$5	
		Red/Green	Bulk	Mexico	\$4.49	
		Yellow	Bulk	Mexico	\$0.79	2/\$1
Sprouts	Gilbert	Red/Green	Bulk	Mexico	4/\$5	
		Yellow	Bulk	Mexico	5/\$5	
		Org Red/Green	Bulk	Mexico	3/\$5	
		Org Yellow	Bulk	Mexico	3/\$5	
Target	Mesa	Red/Green	Bulk	Mexico	\$1.19	
Trader Joes	Mesa	Red/Green	Bulk	Mexico	\$1.49	
		Yellow	Clamshell	Mexico	\$5.99	
Walmart	Phoenix	Red/Green	Bulk	Mexico	\$0.97	
		Yellow	Bulk	Mexico	\$0.76	
Walmart	Chandler	Red/Green	Bulk	Mexico	\$0.97	
		Yellow	Bulk	Mexico	\$0.76	

# July Mango Displays: Phoenix



Food City/Bashas, Chandler, AZ



Safeway, Mesa, AZ



Sprouts, Gilbert, AZ



Trader Joe's, Mesa, AZ

# July Mango Displays: Phoenix



H Mart, Mesa, AZ



Frys, Mes, AZ

Walmart, Phoenix, AZ



Albertsons, Chandler, AZ

# Portland Market

# Sales Performance: Portland

## Dollars

\$2.8M

▲ +3.2% Chg YoY

## Units

2.2M

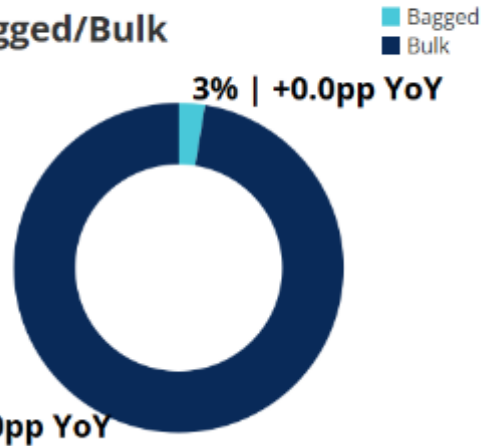
▲ +13.0% Chg YoY

## Price Per Unit

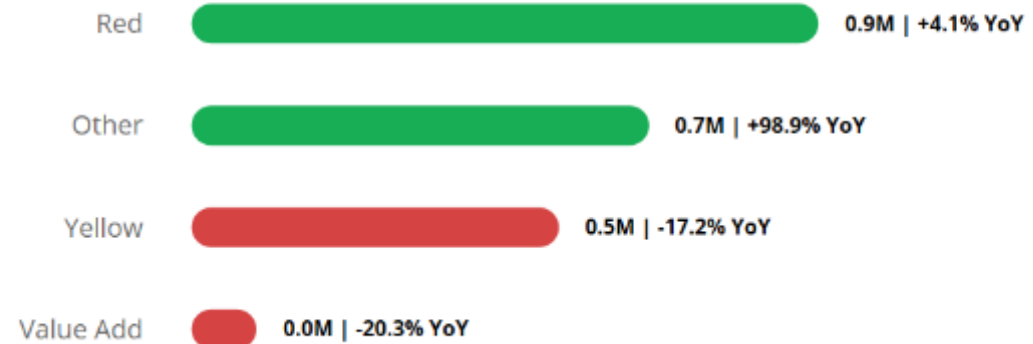
\$1.27

▼ \$-0.12 Chg YoY

### Units by Bagged/Bulk



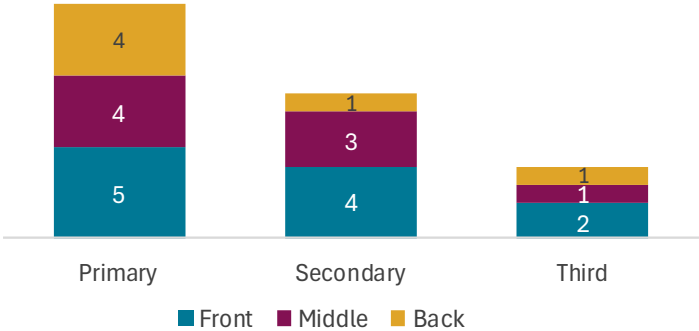
### Units by Variety



# July Mango Displays: Portland

- ▶ In the Portland Market, mango displays were located throughout the produce department.
- ▶ The primary mango displays averaged 7.2 SF; eight stores had secondary displays, averaging a somewhat larger 9.9 SF. Additionally, four stores had a third display.
- ▶ Three stores, H Mart, Walmart and Winco, dedicated more than a total of 25 SF to mangos. Three stores, Target, Albertsons and Trader Joe’s, had less than 3 SF total.
- ▶ Mangos were most often located next to kiwifruit, pineapples, dragon fruit, watermelon, bananas, lines, papaya, plantains and tomatoes.

Display Location: Portland



Fixtures	Primary	Secondary	Third
Table	9	2	1
End cap	3	1	2
Bin	1	2	1
Boxes		2	1
Waterfall	1	1	

Average Space Primary Display:  
**7.2 SF**

Average Space Secondary Display:  
**9.9 SF**

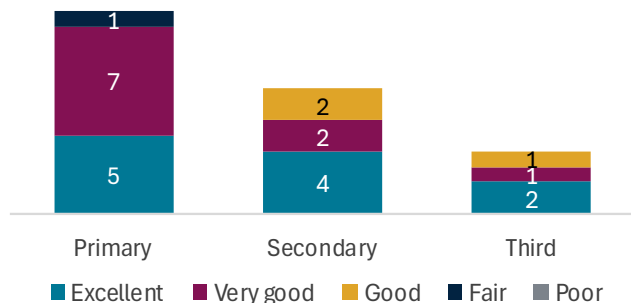
Average Space Tertiary Display:  
**6.0 SF**

Largest Total Space:  
H Mart  
**43.2 SF**

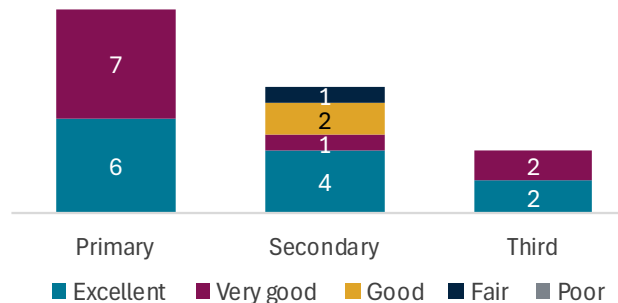
Smallest Total Space:  
Target  
**0.9 SF**

# July Mango Displays: Portland

Display Condition: Portland



Mango Condition: Portland



- ▶ Display conditions in the Portland market were generally very good to excellent; mango conditions were also usually very good to excellent.
- ▶ Displays generally ranged from half full to full.
- ▶ All displays had signage, limited to pricing and promotion signage.

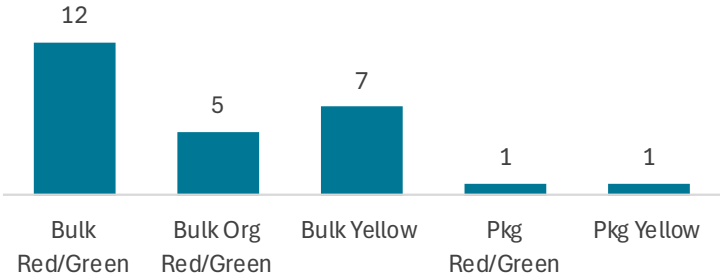
Displays	Primary	Secondary	Third
Fully stocked	2	5	2
Mostly full	6	1	1
Half full	4	1	1
Low	1	1	
Empty			

Signage	Primary	Secondary	Third
Total	13	8	3
Price	13	8	3
Ad/Promo	3	1	

# July Mango Varieties: Portland

- ▶ Nearly all stores carried bulk red/green varieties, ranging in price from \$0.88 to \$1.49.
- ▶ Seven stores carried bulk yellow mangos, with an everyday price between \$0.76 and \$1.49.
- ▶ Only H Mart carried packaged mangos; they did not carry bulk mangos.
- ▶ Five stores in the Portland market carried an organic option.
- ▶ Overall, four of the 13 stores were promoting mangos at the time of the store visits.
  - ▶ Promoted price ranged from \$0.99 for bulk red/green mangos to \$10.98 for packaged yellow mangos.

Mango Items Available: Portland

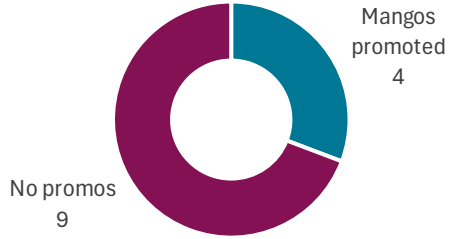


Items	Reg. Price Range	Promo Price Range
Bulk Red/Green	\$0.88 - \$2/\$5.00	\$0.99
Bulk Org Red/Green	\$1.99 - 2/\$5.00	n/a
Bulk Yellow	\$0.76 - \$1.49	n/a
Pkg Red/Green	\$15.99	n/a
Pkg Yellow	\$9.99 - \$19.99	\$5.99 - \$10.98

Stores with Organic Mangos



Stores with Mango Promotions



# July Mango Displays: Portland

Retailer	City	Number of Displays	Total SF	Display Location	Display Conditions	Mango Conditions	Signage	Assortment
Albertsons	Lake Oswego	1	1.2	Back	Fair	Very good	Price, Promo	Bulk Red/Green
Fred Meyer	Beaverton	2	14.0	Front. Middle	Excellent, Very good	Excellent	Price	Bulk Red/Green, Bulk Yellow, Bulk Org Red/Green
Fred Meyer	Oak Grove	3	14.4	Front. Back	Very good, Good	Very good, Good	Price	Bulk Red/Green, Bulk Org Red/Green
Fred Meyer	Tualatin	2	9.3	Middle	Excellent, Very good	Excellent, Very good	Price	Bulk Red/Green, Bulk Yellow, Bulk Org Red/Green
H Mart	Tigard	2	43.2	Front	Excellent, Very good	Excellent, Fair	Price, Promo	Pkg Red/Green, Pkg Yellow
Safeway	Beaverton	3	13.9	Front. Middle	Very good, Good	Very good, Good	Price, Promo	Bulk Red/Green, Bulk Yellow, Bulk Org Red/Green
Safeway	King City	3	21.3	Front, Middle, Back	Excellent	Excellent	Price, Promo	Bulk Red/Green, Bulk Yellow, Bulk Org Red/Green
Safeway	Lake Oswego	1	4.7	Back	Very good	Very good	Price	Bulk Red/Green, Bulk Yellow
Target	Sherwood	1	0.9	Front	Very good	Very good	Price	Bulk Red/Green
Trader Joes	Tigard	1	2.6	Back	Excellent	Excellent	Price	Bulk Red/Green
Walmart	West Linn	1	10.8	Front	Very good	Very good	Price	Bulk Red/Green, Bulk Yellow
Walmart	Sherwood	3	30.3	Front, Middle	Excellent	Excellent, Very good	Price	Bulk Red/Green, Bulk Yellow
Winco	Tigard	2	29.3	Front. Middle	Excellent, Very good	Excellent	Price	Bulk Red/Green

# July Mango Varieties: Portland



Fred Meyer. Tualatin, OR

Retailer	City	Variety	Bulk/Pkg	Origin	Price	Sale Price
Albertsons	Lake Oswego	Red/Green	Bulk	Mexico	\$1.49	\$0.99
Fred Meyer	Beaverton	Red/Green	Bulk	Mexico	2/\$4	
		Red/Green	Bulk	Mexico	2/\$5	
		Yellow	Bulk	Mexico	5/\$5	
		Org Red/Green	Bulk	Mexico	2/\$5	
Fred Meyer	Oak Grove	Red/Green	Bulk	Mexico	2/\$5	
		Red/Green	Bulk	Mexico	2/\$4	
		Org Red/Green	Bulk	Mexico	2/\$5	
Fred Meyer	Tualatin	Red/Green	Bulk	Mexico	2/\$4	
		Red/Green	Bulk	Mexico	2/\$5	
		Yellow	Bulk	Mexico	5/\$5	
		Org Red/Green	Bulk	Mexico	2/\$5	
H Mart	Tigard	Red/Green	Box	Mexico	\$15.99	
		Yellow	Box	Mexico	\$19.99	\$10.98
		Yellow	Box – 6 ct	Not shown	\$9.99	\$5.99
Safeway	Beaverton	Red/Green	Bulk	Mexico	\$0.99	
		Red/Green	Bulk	Mexico	\$1.49	\$0.99
		Yellow	Bulk	Mexico	Not shown	
		Org Red/Green	Bulk	Mexico	\$1.99	

# July Mango Varieties: Portland



Safeway, King City, OR

Retailer	City	Variety	Bulk/Pkg	Origin	Price	Sale Price
Safeway	King City	Red/Green	Bulk	Mexico	\$1.49	\$0.99
		Yellow	Bulk	Mexico	\$1.49	
		Org Red/Green	Bulk	Mexico	\$2.49	
Safeway	Lake Oswego	Red/Green	Bulk	Mexico	\$1.49	
		Yellow	Bulk	Mexico	\$1.49	
Target	Sherwood	Red/Green	Bulk	Mexico	\$1.19	
Trader Joes	Tigard	Red/Green	Bulk	Mexico	\$1.49	
Walmart	West Linn	Red/Green	Bulk	Mexico	\$0.97	
		Yellow	Bulk	Mexico	\$0.76	
Walmart	Sherwood	Red/Green	Bulk	Mexico	\$0.97	
		Red/Green	Bulk	Mexico	\$1.08	
		Yellow	Bulk	Mexico	\$0.76	
Winco/Waremart	Tigard	Red/Green	Bulk	Mexico	\$0.88	

# July Mango Displays: Portland



Winco. Tigard, OR



Trader Joe's, Tigard, OR



Safeway, Beaverton, OR

Fred Meyer. Oak Grove, OR



# July Mango Displays: Portland




Target, Sherwood, OR



H Mart, Tigard, OR



Albertsons, Lake Oswego, OR



Walmart, West Linn, OR

# Raleigh/Durham/Fayetteville Market

# Sales Performance: Raleigh

## Dollars

\$3.1M

▲ +17.5% Chg YoY

## Units

2.2M

▲ +22.3% Chg YoY

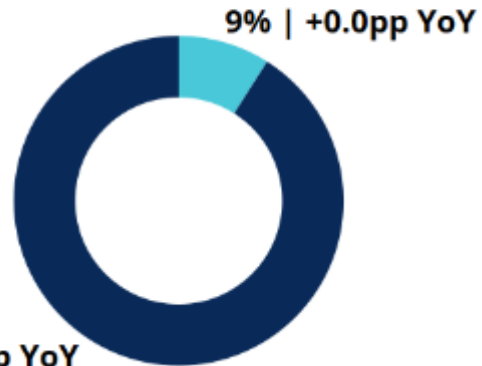
## Price Per Unit

\$1.45

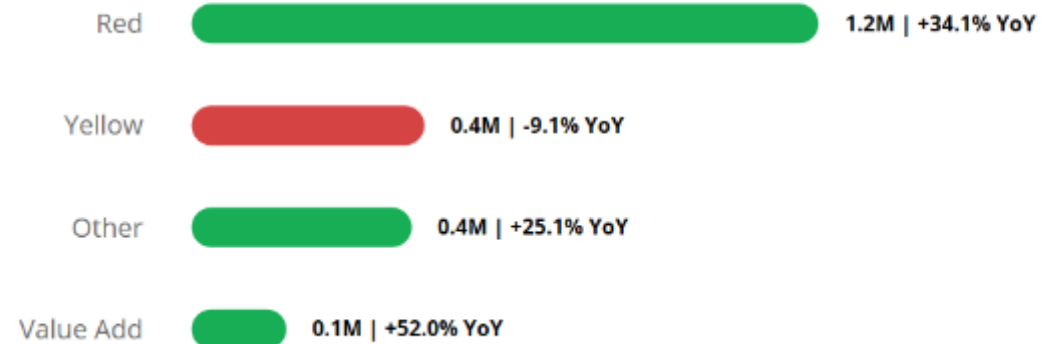
▼ \$-0.06 Chg YoY

## Units by Bagged/Bulk

■ Bagged  
■ Bulk

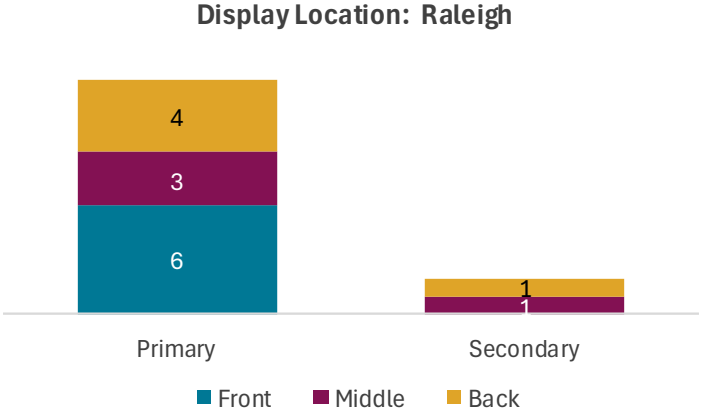


## Units by Variety



# July Mango Displays: Raleigh

- ▶ In the Raleigh Market, mango displays were located throughout the produce department.
- ▶ The primary mango displays averaged 3.7 SF; two stores had somewhat smaller secondary displays, averaging 2.0 SF.
- ▶ Three stores, including H Mart and Walmart, dedicated more than a total of 10 SF to mangos. Two stores, including Publix and Food Lion, had less than 1 SF total.
- ▶ Mangos were most often located next to pineapples, dragon fruit, kiwifruit, aloe leaves and papaya.



Average Space Primary Display:  
**3.7 SF**

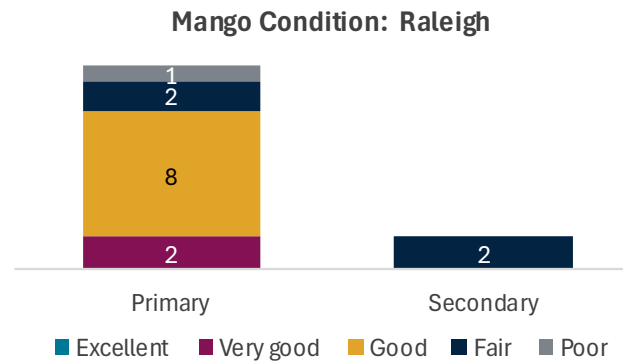
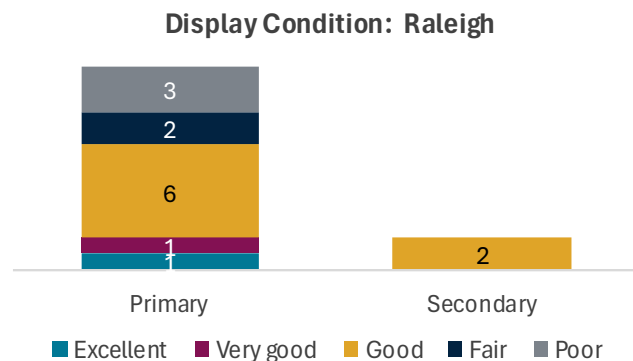
Average Space Secondary Display:  
**2.0 SF**

Largest Total Space:  
H Mart  
**12.0 SF**

Smallest Total Space:  
Publix  
**0.4 SF**

Fixtures	Primary	Secondary	Third
End cap	12		
Waterfall	6	1	
Bin	3		
Table	2		
Crates	2		
Basket		1	

# July Mango Displays: Raleigh



- ▶ Display conditions in the Raleigh market ranged from poor to excellent; mango conditions ranged from poor to very good.
- ▶ Displays ranged from empty to full.
- ▶ All displays had pricing signage and a few also had promotion signage.

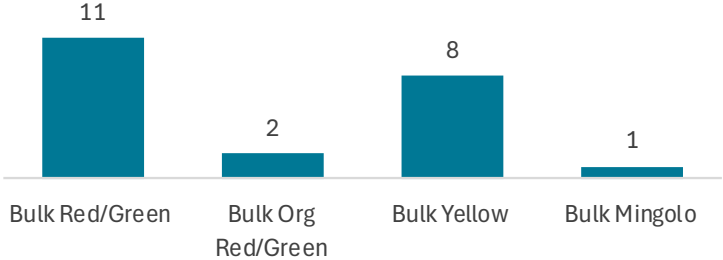
Displays	Primary	Secondary
Fully stocked	3	
Mostly full	4	2
Half full	1	
Low	4	
Empty	1	

Signage	Primary	Secondary
Total	13	2
Price	13	2
Ad/Promo	4	

# July Mango Varieties: Raleigh

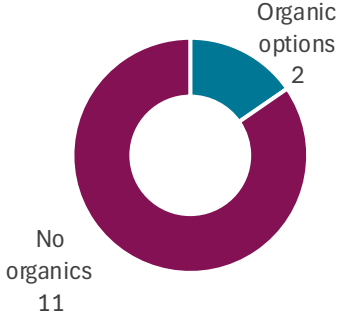
- ▶ Most stores carried bulk red/green varieties, ranging in price from \$0.59 to \$2.49.
- ▶ Eight stores carried bulk yellow mangos, with an everyday price between \$0.76 and \$1.99.
- ▶ None of the stores carried packaged mangos.
- ▶ Two stores in the Raleigh market carried an organic option.
- ▶ Overall, four of the 13 stores were promoting mangos at the time of the store visits.
  - ▶ Promoted price ranged from 5/\$5.00 to 2/\$4.99.

Mango Items Available: Raleigh



Items	Reg. Price Range	Promo Price Range
Bulk Red/Green	\$0.59 - \$2.49	5/\$5.00
Bulk Org Red/Green	\$1.39	n/a
Bulk Yellow	\$0.76 - \$1.99	2/\$4.99
Mingolo	\$2.99	n/a

Stores with Organic Mangos



Stores with Mango Promotions



# July Mango Displays: Raleigh

Retailer	City	Number of Displays	Total SF	Display Location	Display Conditions	Mango Conditions	Signage	Assortment
Aldi	Cary	1	4.9	Front	Good	Very good	Price	Bulk Red/Green
Food Lion	Morrisville	1	0.9	Front	Fair	Fair	Price	Bulk Red/Green, Bulk Yellow
Food Lion	Raleigh	1	0.7	Back	Poor	Good	Price	Bulk Red/Green
Food Lion	Raleigh	1	1.3	Back	Good	Good	Price	Bulk Red/Green, Bulk Yellow, Bulk Org Red/Green
Food Lion	Apex	1	3.0	Middle	Good	Fair	Price	Bulk Red/Green, Bulk Yellow, Bulk Org Red/Green
Food Lion	Cary	1	2.7	Middle	Poor	Good	Price	Bulk Yellow
H Mart	Cary	1	12.0	Front	Excellent	Good	Price, Promo	Bulk Red/Green, Bulk Yellow, Bulk Mingolo
Harris Teeter	Raleigh	1	1.9	Middle	Good	Good	Price, Promo	Bulk Red/Green
Harris Teeter	Cary	1	1.5	Back	Good	Good	Price, Promo	Bulk Red/Green
Lowe's	Cary	1	1.3	Front	Poor	Very good	Price, Promo	Bulk Red/Green
Publix	Cary	1	0.4	Back	Fair	Poor	Price	Bulk Yellow
Walmart	Raleigh	2	11.0	Front, Middle	Very good, Good	Good, Fair	Price	Bulk Red/Green, Bulk Yellow
Walmart	Cary	2	11.0	Front, Back	Good	Good, Fair	Price	Bulk Red/Green, Bulk Yellow

# July Mango Varieties: Raleigh



Harris Teeter. Cary, NC

Retailer	City	Variety	Bulk/Pkg	Origin	Price	Sale Price
Aldi	Cary	Red/Green	Bulk	Mexico	\$0.59	
Food Lion	Morrisville	Red/Green	Bulk	Mexico	\$0.99	
		Yellow	Bulk	Mexico	\$0.99	
Food Lion	Raleigh	Red/Green	Bulk	Mexico	\$0.99	
Food Lion	Raleigh	Red/Green	Bulk	Mexico	\$0.99	
		Yellow	Bulk	Mexico	\$0.99	
		Org Red/Green	Bulk	Mexico	\$1.39	
Food Lion	Apex	Red/Green	Bulk	Mexico	\$0.99	
		Yellow	Bulk	Mexico	\$0.99	
		Org Red/Green	Bulk	Mexico	\$1.39	
Food Lion	Cary	Yellow	Bulk	Mexico	\$0.99	
H Mart	Cary	Red/Green	Bulk	Mexico	\$1.99	
		Yellow	Bulk	Mexico	\$1.25	2/\$4.99
		Mingolo	Bulk	Mexico	\$2.99	
Harris Teeter	Raleigh	Red/Green	Bulk	Mexico	Not shown	5/\$5
Harris Teeter	Cary	Red/Green	Bulk	Mexico	\$2.49	5/\$5
Lowe's	Cary	Red/Green	Bulk	Mexico	Not shown	5/\$5
Publix	Cary	Yellow	Bulk	Mexico	\$1.99	
Walmart	Raleigh	Red/Green	Bulk	Mexico	\$0.97	
		Yellow	Bulk	Mexico	\$0.76	
Walmart	Cary	Red/Green	Bulk	Mexico	\$0.97	
		Yellow	Bulk	Mexico	\$0.76	

# July Mango Displays: Raleigh



Walmart, Raleigh, NC

Harris Teeter, Raleigh, NC



Food Lion, Raleigh, NC



H Mart, Cary, NC



# July Mango Displays: Raleigh



Lowes, Cary, NC



Food Lion, Morrisville, NC



Food Lion, Apex, NC



Publix, Cary, NC

# Sacramento/Stockton/Modesto Market

# Sales Performance: Sacramento

## Dollars

\$4.1M

▼ -5.7% Chg YoY

## Units

2.8M

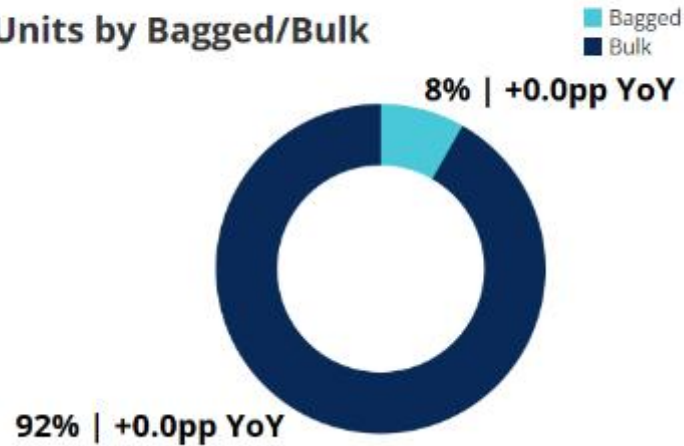
▼ -11.7% Chg YoY

## Price Per Unit

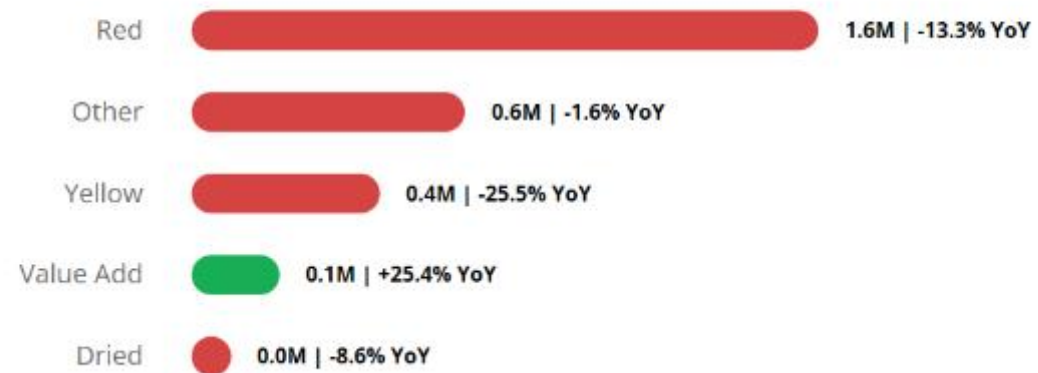
\$1.45

▲ \$0.09 Chg YoY

## Units by Bagged/Bulk



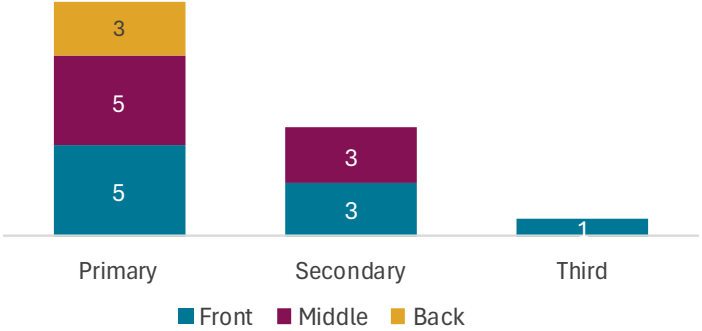
## Units by Variety



# July Mango Displays: Sacramento

- ▶ In the Sacramento Market, mango displays were located throughout the produce department.
- ▶ The primary mango displays averaged 5.3 SF; six stores had secondary displays with an average of 3.2 SF.
- ▶ Three stores, including 99 Ranch and Safeway, dedicated more than a total of 10 SF to mangos. Four stores, including Target, Bel Air, Raley’s and SaveMart, had less than 3 SF total.
- ▶ Mangos were most often located next to bananas, kiwifruit, dragon fruit, papaya, limes, avocados and pineapples.

Display Location: Sacramento



Fixtures	Primary	Secondary	Third
Table	5	3	1
Waterfall	6	2	
Basket	4	1	
Boxes	2		
End cap	1		

Average Space Primary Display:  
**5.3 SF**

Average Space Secondary Display:  
**3.2 SF**

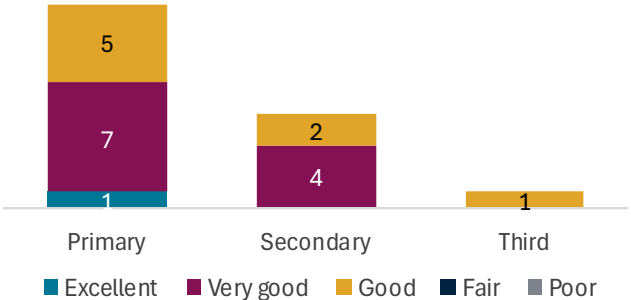
Average Space Tertiary Display:  
**5.4 SF**

Largest Total Space:  
99 Ranch  
**21.8 SF**

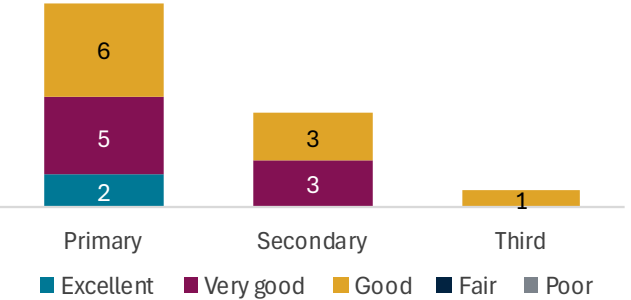
Smallest Total Space:  
Target  
**1.4 SF**

# July Mango Displays: Sacramento

Display Condition: Sacramento



Mango Condition: Sacramento



- ▶ Display conditions in the Sacramento market were generally good to very good; mango conditions were also usually good to very good.
- ▶ Displays were typically full or mostly full.
- ▶ All displays had signage. In addition to price, several stores included promotion, health and/or variety signage.

Displays	Primary	Secondary	Third
Fully stocked	5	2	
Mostly full	5	3	1
Half full	3		
Low		1	
Empty			

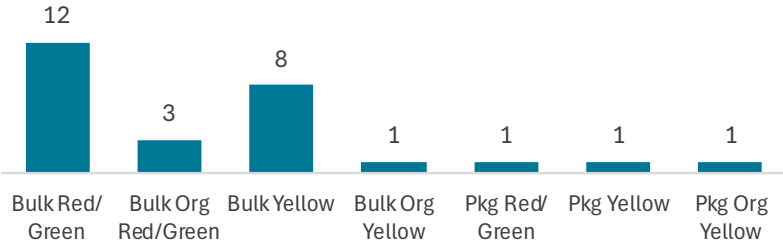
Signage	Primary	Secondary	Third
Total	13	6	1
Price	13	5	1
Ad/Promo	8	2	1
Health	2		
Variety	1		

Source: Category Partners, Identifying In-store Conditions for the Mango Category, October 2025

# July Mango Varieties: Sacramento

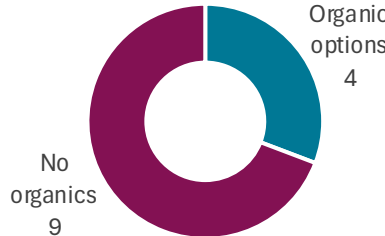
- ▶ Nearly all stores carried bulk red/green varieties, ranging in price from \$0.99 to \$2.89.
- ▶ Eight stores carried bulk yellow mangos, with an everyday price of \$5/\$5.00 to \$1.99.
- ▶ Only 99 Ranch carried packaged mangos; they did not carry bulk mangos.
- ▶ Four stores in the Sacramento market carried an organic option.
- ▶ Overall, eight of the 13 stores were promoting mangos at the time of the store visits.
  - ▶ Promoted price ranged from \$0.97 to 4/\$5.00.

Mango Items Available Sacramento

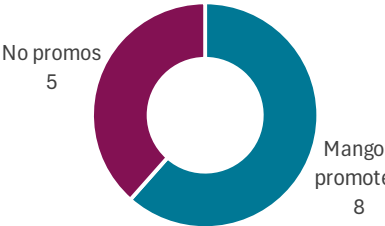


Items	Reg. Price Range	Promo Price Range
Bulk Red/Green	\$0.99 - \$2.89	\$0.97 - 4/\$5.00
Bulk Org Red/Green	\$2.49 - \$3.19	n/a
Bulk Yellow	5/\$5.00 - \$1.99	5/\$5.00 -10/\$10.00
Bulk Org Yellow	Not shown	n/a
Pkg. Red/Green	\$7.99	n/a
Pkg Yellow	\$7.99 - \$14.99	n/a
Pkg Org Yellow	\$7.99	n/a

Stores with Organic Mangos



Stores with Mango Promotions



Source: Category Partners, Identifying In-store Conditions for the Mango Category, October 2025

# July Mango Displays: Sacramento

Retailer	City	Number of Displays	Total SF	Display Location	Display Conditions	Mango Conditions	Signage	Assortment
99 Ranch	Folsom	1	21.8	Front	Good, Very good	Excellent, Good	Price	Pkg Red/Green, Pkg Yellow, Pkg Org Yellow
Bel Air Markets	Roseville	1	2.4	Middle	Good	Good	Price, Promo	Bulk Red/Green, Bulk Yellow
Bel Air Markets	Folsom	1	3.3	Front	Good	Good	Price, Promo, Health	Bulk Red/Green, Bulk Yellow
Raleys	Sacramento	2	7.0	Middle	Very good, Good	Very good	Price, Promo, Health, Variety	Bulk Red/Green, Bulk Yellow
Raleys	Loomis	2	6.0	Front, Middle	Very good, Good	Very good, Good	Price, Promo	Bulk Red/Green, Bulk Yellow, Bulk Org Red/Green
Raleys	Folsom	1	2.6	Middle	Very good	Good	Price	Bulk Red/Green, Bulk Yellow
Safeway	Folsom	2	8.4	Front, Back	Very good, Good	Excellent, Very good	Price, Promo	Bulk Red/Green, Bulk Yellow, Bulk Org Red/Green, Bulk Org Yellow
Safeway	Rocklin	3	10.4	Front, Middle, Back	Very good, Good	Very good, Good	Price, Promo	Bulk Red/Green, Bulk Yellow, Bulk Org Red/Green
Safeway	Fair Oaks	2	12.9	Front, Back	Excellent, Very good	Very good, Good	Price, Promo	Bulk Red/Green, Bulk Yellow
Save Mart	Rocklin	1	2.6	Middle	Good	Very good	Price	Bulk Red/Green
Smart & Final	Sacramento	1	6.0	Middle	Very good	Good	Price	Bulk Red/Green
Target	Sacramento	1	1.4	Front	Very good	Good	Price	Bulk Red/Green
Walmart	Sacramento	1	9.0	Front	Very good	Very good	Price, Promo	Bulk Red/Green

# July Mango Varieties: Sacramento



Raleys, Loomis, CA

Retailer	City	Variety	Bulk/Pkg	Origin	Price	Sale Price
99 Ranch	Folsom	Yellow	Clamshell	Mexico	7.99-14.99	
		Org Yellow	Clamshell	Mexico	\$7.99	
		Red/Green	Box	Mexico	\$7.99	
Bel Air Markets	Roseville	Red/Green	Bulk	Mexico	Not shown	5/\$5
		Yellow	Bulk	Mexico	Not shown	5/\$5
Bel Air Markets	Folsom	Red/Green	Bulk	Mexico	Not shown	5/\$5
		Yellow	Bulk	Mexico	Not shown	5/\$5
Raleys	Sacramento	Red/Green	Bulk	Mexico	\$1.99	5/\$5
		Yellow	Bulk	Mexico	\$1.99	5/\$5
Raleys	Loomis	Red/Green	Bulk	Mexico	\$1.99	5/\$5
		Yellow	Bulk	Mexico	\$1.99	5/\$5
		Org Red/Green	Bulk	Mexico	\$3.19	
Raleys	Folsom	Red/Green	Bulk	Mexico	5/\$5	
		Yellow	Bulk	Mexico	5/\$5	
Safeway	Folsom	Red/Green	Bulk	Mexico	\$1.99	4/\$5
		Yellow	bulk	Mexico	\$1.49	10/\$10
		Org Red/Green	Bulk	Mexico	\$2.49	
		Org Yellow	Bulk	Mexico	Not shown	
Safeway	Rocklin	Red/Green	Bulk	Mexico	\$1.99	4/\$5
		Yellow	Bulk	Mexico	\$1.49	10/\$10
		Org Red/Green	Bulk	Mexico	\$2.49	
Safeway	Fair Oaks	Red/Green	Bulk	Mexico	\$1.99	4/\$5
		Yellow	Bulk	Mexico	\$1.49	10/\$10
Save Mart	Rocklin	Red/Green	Bulk	Mexico	\$2.89	
Smart & Final	Sacramento	Red/Green	Bulk	Mexico	\$0.99	
Target	Sacramento	Red/Green	Bulk	Mexico	\$0.99	
Walmart	Sacramento	Red/Green	Bulk	Mexico	\$1.07	\$0.97

# July Mango Displays: Sacramento



Smart & Final, Sacramento, CA



Walmart, Sacramento, CA



Raley's, Sacramento, CA



Target, Sacramento, CA

# July Mango Displays: Sacramento



99 Ranch. Folsom, CA



Bel Air Markets, Roseville, CA



Bel Air Markets, Folsom, CA



SaveMart, Rocklin, CA

# Seattle/Tacoma Market

# Sales Performance: Seattle

## Dollars

\$4.4M

▲ +10.5% Chg YoY

## Units

2.8M

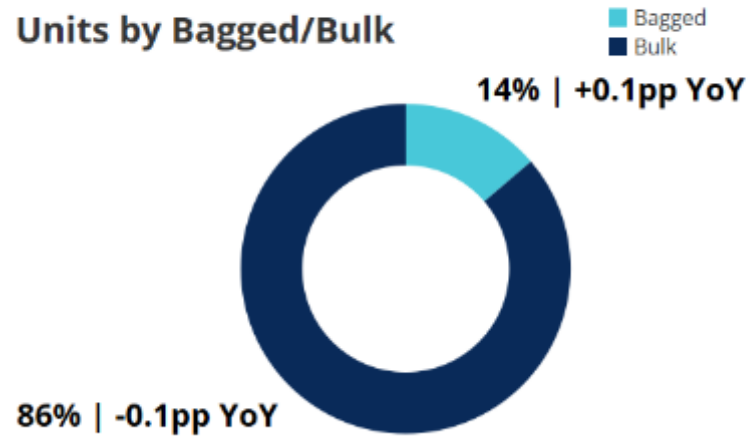
▲ +18.2% Chg YoY

## Price Per Unit

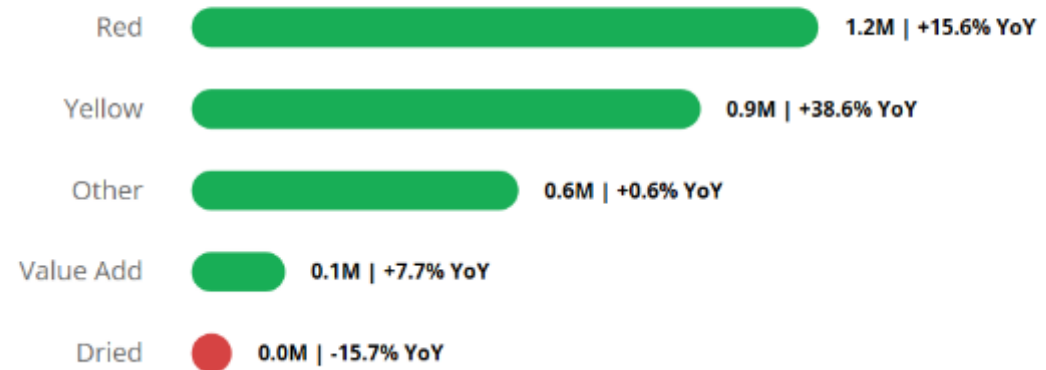
\$1.60

▼ \$-0.11 Chg YoY

## Units by Bagged/Bulk



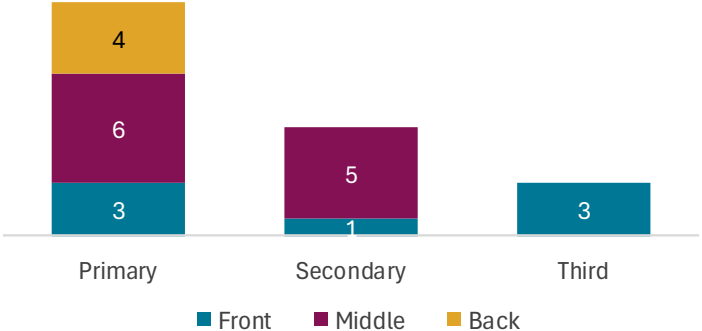
## Units by Variety



# July Mango Displays: Seattle

- ▶ In the Seattle Market, mango displays were most often located in the front or middle of the produce department.
- ▶ The primary mango displays averaged 3.7 SF; six stores had secondary displays with 5.2 SF on average.
- ▶ Four stores, including Walmart, Fred Meyer and H Mart, dedicated more than a total of 10 SF to mangos. Three stores, including Target, Albertsons and QFC, had less than 3 SF total.
- ▶ Mangos were most often located next to bananas, kiwifruit, avocados, pineapple, coconuts, jicama, lemons, melons, nectarines and pomegranate.

Display Location: Seattle



Fixtures	Primary	Secondary	Third
Table	9	2	
Bin	1	2	3
Waterfall	2	2	1
Basket	1		

Average Space Primary Display:  
**3.7 SF**

Average Space Secondary Display:  
**5.2 SF**

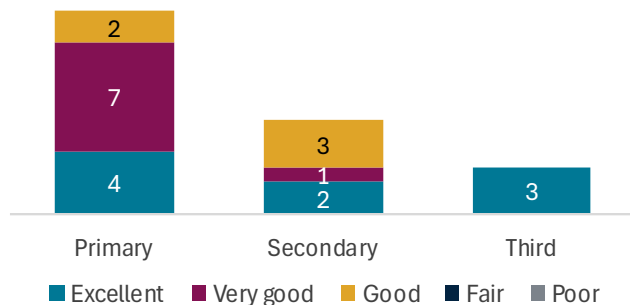
Average Space Tertiary Display:  
**12.3 SF**

Largest Total Space:  
Walmart  
**38.7 SF**

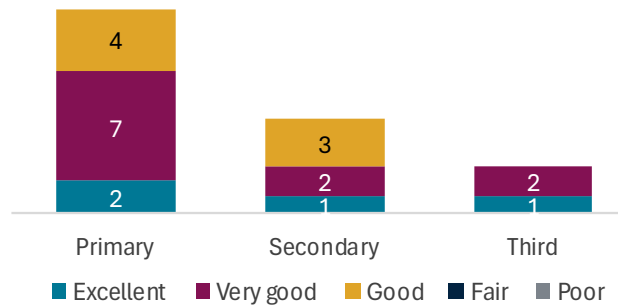
Smallest Total Space:  
Target  
**0.9 SF**

# July Mango Displays: Seattle

Display Condition: Seattle



Mango Condition: Seattle



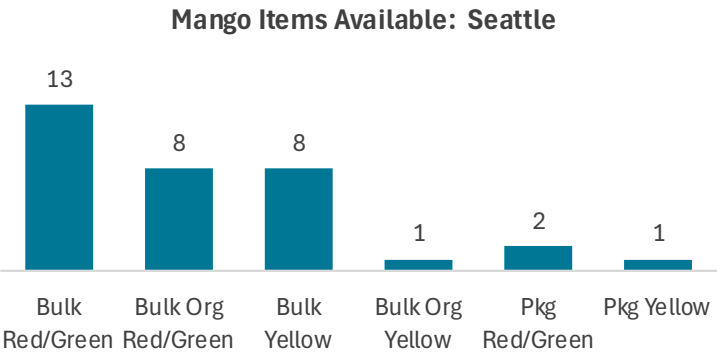
- ▶ Display conditions in the Seattle market were generally very good to excellent; mango conditions were typically good to very good.
- ▶ Displays were typically full or mostly full.
- ▶ All displays had signage. In addition to price and ad signage, a few stores included signage with information on health, origin or recipes.

Displays	Primary	Secondary	Third
Fully stocked	4	3	3
Mostly full	7	1	
Half full	2	2	
Low			
Empty			

Signage	Primary	Secondary	Third
Total	13	6	3
Price	12	5	3
Ad/Promo	4	2	1
Health	1		
Origin	1		
Recipe	1		

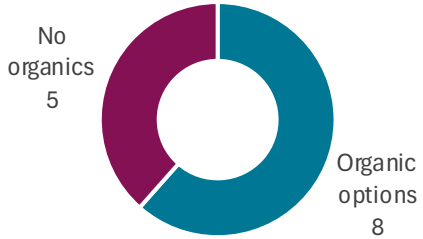
# July Mango Varieties: Seattle

- ▶ All stores carried bulk red/green varieties, ranging in price from \$0.97 to \$2.99.
- ▶ Eight stores carried bulk yellow mangos, with an everyday price between \$0.76 and \$2.99.
- ▶ Three stores carried packaged mangos, ranging in price from \$3.99 to \$9.99.
- ▶ Eight stores in the Seattle market carried an organic option.
- ▶ Overall, four of the 13 stores were promoting mangos at the time of the store visits.
  - ▶ Promoted price ranged from 5/\$5.00 for bulk yellow mangos to \$4.98 for packaged yellow mangos.

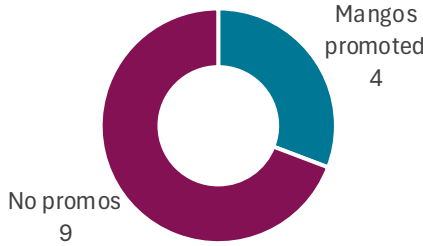


Items	Reg. Price Range	Promo Price Range
Bulk Red/Green	\$0.97 - \$2.99	3/\$5.00 – 2/\$5.00
Bulk Org Red/Green	\$1.99 - 2/\$7.00	n/a
Bulk Yellow	\$0.76 - \$2.99	5/\$5.00 - \$1.98
Bulk Org Yellow	2/\$5.00	n/a
Pkg Red/Green	\$3.99 - \$4.98	n/a
Pkg Yellow	\$9.99	\$4.98

**Stores with Organic Mangos**



**Stores with Mango Promotions**



Source: Category Partners, Identifying In-store Conditions for the Mango Category, October 2025

# July Mango Displays: Seattle

Retailer	City	Number of Displays	Total SF	Display Location	Display Conditions	Mango Conditions	Signage	Assortment
Albertsons	Renton	1	1.9	Middle	Good	Very good	Price	Bulk Red/Green, Bulk Yellow, Bulk Org Red/Green
Fred Meyer	Redmond	3	18.8	Front, Middle, Back	Excellent, Very good	Excellent	Price	Bulk Red/Green, Bulk Yellow, Bulk Org Red/Green, Pkg Red/Green
Fred Meyer	Bellevue	3	9.0	Front	Excellent	Very good	Price, Promo	Bulk Red/Green, Bulk Yellow, Bulk Org Red/Green
Fred Meyer	Renton	2	10.1	Middle	Very good, Good	Very good	Price, Promo	Bulk Red/Green, Bulk Org Red/Green
Grocery Outlet	Bellevue	1	3.6	Back	Very good	Good	Price, Promo	Bulk Red/Green, Bulk Yellow
Grocery Outlet	Bellevue	1	3.1	Front	Excellent	Very good	Price, Origin	Bulk Red/Green
H Mart	Redmond	2	11.7	Front, Middle	Very good, Good	Good	Price, Promo	Bulk Red/Green, Bulk Yellow, Pkg Yellow
QFC	Kent	1	4.8	Back	Excellent	Very good	Price	Bulk Red/Green, Bulk Yellow, Bulk Org Red/Green
QFC	Newcastle	1	2.3	Middle	Excellent	Very good	Price	Bulk Red/Green, Bulk Org Red/Green
QFC	Redmond	2	5.2	Middle	Very good, Good	Good	Price	Bulk Red/Green, Bulk Yellow, Bulk Org Red/Green, Bulk Org Yellow
Target	Kent	1	0.9	Back	Very good	Very good	Price	Bulk Red/Green
Trader Joes	Bellevue	1	5.8	Middle	Very good	Excellent	Health, Recipes	Bulk Red/Green, Bulk Org Red/Green
Walmart	Renton	3	38.7	Front, Middle	Excellent to Good	Very good, Good	Price	Bulk Red/Green, Bulk Yellow, Pkg Red/Green

# July Mango Varieties: Seattle



Fred Meyer. Bellevue, WA

Retailer	City	Color	Bulk/Pkg	Origin	Price	Sale Price
Albertsons	Renton	Red/Green	Bulk	Mexico	\$1.49	
		Yellow	Bulk	Mexico	Not shown	
		Org Red/Green	Bulk	Mexico	\$2.99	
Fred Meyer	Redmond	Red/Green	Bulk	Mexico	\$2.00	
		Red/Green	Bulk	Mexico	2/\$5	
		Yellow	Bulk	Mexico	5/\$5	
		Org Red/Green	Bulk	Mexico	2/\$5	
		Red/Green	Pkg – 4 ct	Mexico	\$3.99	
Fred Meyer	Bellevue	Red/Green	Bulk	Mexico	2/\$4	
		Yellow	Bulk	Mexico	5/\$5	
		Yellow	Bulk	Mexico	Not shown	5/\$5
		Org Red/Green	Bulk	Mexico	2/\$5	
Fred Meyer	Renton	Red/Green	Bulk	Mexico	2/\$4	
		Red/Green	Bulk	Mexico	Not shown	2/\$5
		Org Red/Green	Bulk	Mexico	2/\$4	
Grocery Outlet	Bellevue	Red/Green	Bulk	Mexico	\$2.50	3/\$5
		Yellow	Bulk	Mexico	\$2.50	3/\$5
Grocery Outlet	Bellevue	Red/Green	Bulk	Mexico	3/\$5	

# July Mango Varieties: Seattle



QFC, Redmond, WA

Retailer	City	Color	Bulk/Pkg	Origin	Price	Sale Price
H Mart	Redmond	Red/Green	Bulk	Mexico	\$2.99/lb	\$1.98/lb
		Yellow	Bulk	Mexico	\$2.99/lb	\$1.98/lb
		Yellow	Pkg – 6 ct	Mexico	\$9.99	\$4.98
QFC	Kent	Red/Green	Bulk	Mexico	2/\$7	
		Yellow	Bulk	Mexico	2/\$4	
		Org Red/Green	Bulk	Mexico	2/\$7	
QFC	Newcastle	Red/Green	Bulk	Mexico	\$2.99	
		Org Red/Green	Bulk	Mexico	2/\$7	
QFC	Redmond	Red/Green	Bulk	Mexico	\$2.99	
		Yellow	Bulk	Mexico	2/\$4	
		Org Red/Green	Bulk	Mexico	2/\$7	
		Org Yellow	Bulk	Mexico	2/\$5	
Target	Kent	Red/Green	Bulk	Mexico	\$0.99	
Trader Joes	Bellevue	Red/Green	Bulk	Mexico	\$1.49	
		Org Red/Green	Bulk	Mexico	\$1.99	
Walmart	Renton	Red/Green	Bulk	Mexico	\$0.97	
		Yellow	Bulk	Mexico	\$0.76	
		Red/Green	Pkg – 3 lbs	Mexico	\$4.98	

# July Mango Displays: Seattle




Fred Meyer, Renton, WA



Grocery Outlet, Bellevue, WA



Fred Meyer, Redmond, WA



Albertsons, Renton, WA

# July Mango Displays: Seattle



QFC, Newcastle, WA



Fred Meyer, Bellevue, WA



Trader Joe's, Bellevue, WA



Target, Kent, WA

# Appendix

Store Lists

# Store Lists

Market	Retailer	Address	City	State
Albany	Aldi	1885 Central Ave	Colonie	NY
Albany	Hannaford/Shop N Save	96 Wolf Rd	Colonie	NY
Albany	Hannaford/Shop N Save	180 Delaware Plaza	Delmar	NY
Albany	Hannaford/Shop N Save	579 Troy-Schenectady Rd	Latham	NY
Albany	Hannaford/Shop N Save	3333 Consaul Rd	Schenectady	NY
Albany	New Asian Food Market	91 Colvin Ave	Albany	NY
Albany	Price Chopper	475 Albany Shaker Rd	Albany	NY
Albany	Price Chopper	709 Central Ave	Albany	NY
Albany	Price Chopper	1730 Central Ave	Colonie	NY
Albany	Price Chopper	515 19th St	Watervliet	NY
Albany	Walmart	141 Washington Ave	Albany	NY
Albany	Walmart	800 Loudon Rd	Latham	NY
Albany	Walmart	1320 Altamont Ave	Schenectady	NY

Market	Retailer	Address	City	State
Atlanta	Aldi	3963 Buford Hwy	Atlanta	GA
Atlanta	Fresh Market	4405 Roswell Rd NE	Atlanta	GA
Atlanta	H Mart	6035 Peachtree Rd Bldg B	Doraville	GA
Atlanta	Ingles	4815 Rockbridge Crossing	Stone Mountain	GA
Atlanta	Kroger	3559 Chamblee Tucker Rd	Atlanta	GA
Atlanta	Kroger	227 Sandy Springs Pl NE	Sandy Springs	GA
Atlanta	Publix	5534 Peachtree Blvd	Chamblee	GA
Atlanta	Publix	3870 N Druid Hills	Decatur	GA
Atlanta	Publix	1100 Hammond Dr	Sandy Springs	GA
Atlanta	Quality Foods/Food Depot	4100 Redan Rd	Stone Mountain	GA
Atlanta	Sprouts	4310 Lavista Rd	Tucker	GA
Atlanta	Target	4241 Lavista Rd	Tucker	GA
Atlanta	Walmart	1871 Chamblee Tucker Rd	Chamblee	GA

# Store Lists

Market	Retailer	Address	City	State
Austin	H E B	6001 W Parmer Ln	Austin	TX
Austin	H E B	500 W Canyon Ridge Dr	Austin	TX
Austin	H E B	14048 US-183	Austin	TX
Austin	H E B	2800 E Whitestone Blvd	Cedar Park	TX
Austin	H E B	5000 Gattis School Rd	Hutto	TX
Austin	H E B	250 University Blvd	Round Rock	TX
Austin	H Mart	11301 Lakeline Blvd	Austin	TX
Austin	Randalls	1400 Cypress Creek Road	Cedar Park	TX
Austin	Sprouts	1530 Cypress Creek Road	Cedar Park	TX
Austin	Target	1101 C-Bar Ranch Trl	Cedar Park	TX
Austin	Walmart	13201 Ranch Rd 620 N	Austin	TX
Austin	Walmart	2801 E Whitestone Blvd	Cedar Park	TX
Austin	Walmart	2701 I-35	Round Rock	TX

Market	Retailer	Address	City	State
Boston	Demoulas/Market Basket	400 Somerville Ave	Somerville	MA
Boston	Demoulas/Market Basket	110 Market Pl Dr	Waltham	MA
Boston	H Mart	240 Elm St	Somerville	MA
Boston	Hannaford	55 Russell St	Waltham	MA
Boston	Roche Bros	96 Arsenal Yards Blvd	Watertown	MA
Boston	Shaws	130 River St	Waltham	MA
Boston	Star Market	33 Auston St	Newton	MA
Boston	Stop & Shop	905 Massachusetts Ave	Arlington	MA
Boston	Stop & Shop	105 Alewife Brook Prkwy	Somerville	MA
Boston	Stop & Shop	171 Watertown St	Watertown	MA
Boston	Target	550 Arsenal St	Watertown	MA
Boston	Trader Joes	1121 Washing St	West Newton	MA
Boston	Whole Foods	105 Alewife Brook Prkwy	Cambridge	MA

# Store Lists

Markets	Retailer	Address	City	State
Chicago	Aldi	6250 W Touhy Ave	Niles	IL
Chicago	H Mart	801 Civic Center Dr	Niles	IL
Chicago	Jewel Osco	1860 S Arlington Heights Rd	Arlington Heights	IL
Chicago	Jewel Osco	5665 Touhy Ave	Niles	IL
Chicago	Mariano's	802 E Northwest Hwy	Arlington Heights	IL
Chicago	Mariano's	5353 N Elston Ave	Chicago	IL
Chicago	Meijer	1301 Meijer Dr	Rolling Meadows	IL
Chicago	Target	6150 W Touhy Ave	Niles	IL
Chicago	Tonys Finer Foods	4137 N Elston Ave	Chicago	IL
Chicago	Tonys Finer Foods	8900 N Greenwood Ave	Niles	IL
Chicago	Trader Joes	190 N Northwest Hwy	Park Ridge	IL
Chicago	Walmart	3626 Touhy Ave	Skokie	IL
Chicago	Whole Foods	225 W Touhy Ave	Park Ridge	IL

Market	Retailer	Address	City	State
Cincinnati	Aldi	5959 Lorven Dr	Milford	OH
Cincinnati	Aldi	425 E Kemper Rd	Springdale	OH
Cincinnati	Kroger	12164 Lebanon Rd	Cincinnati	OH
Cincinnati	Kroger	11390 Montgomery Rd	Cincinnati	OH
Cincinnati	Kroger	800 Loveland Madeira Rd	Loveland	OH
Cincinnati	Kroger	5100 Terra Firma Dr	Mason	OH
Cincinnati	Kroger	824 Main St	Milford	OH
Cincinnati	Meijer	6325 S Gilmore Rd	Fairfield	OH
Cincinnati	Meijer	3911 US-22 #3	Loveland	OH
Cincinnati	Patel Brothers	11985 Lebanon Rd	Sharonville	OH
Cincinnati	Save A Lot	1864 E Seymour Ave	Cincinnati	OH
Cincinnati	Walmart	2801 Cunningham Dr	Cincinnati	OH
Cincinnati	Walmart	201 Chamber Dr	Milford	OH

# Store Lists

Market	Retailer	Address	City	State
Denver	H Mart	5036 W 92nd Ave	Westminster	CO
Denver	King Soopers	9731 W 58th Ave	Arvada	CO
Denver	King Soopers	1555 Quail St	Lakewood	CO
Denver	King Soopers	3400 Youngfield St	Wheat Ridge	CO
Denver	Safeway	9160 W Colfax Ave	Denver	CO
Denver	Safeway	11088 W Jewell Dr	Lakewood	CO
Denver	Safeway	3900 Wadsworth Blvd	Wheat Ridge	CO
Denver	Save A Lot	3045 W 74th Ave	Westminster	CO
Denver	Sprouts	7725 Wadsworth Blvd	Arvada	CO
Denver	Target	5071 Kipling St	Wheat Ridge	CO
Denver	Walmart	9400 Ralston Rd	Arvada	CO
Denver	Walmart	440 Wadsworth Blvd	Lakewood	CO
Denver	Whole Foods	444 S Wadsworth Blvd	Lakewood	CO

Market	Retailer	Address	City	State
Detroit	Aldi	47342 Van Dyke Ave	Shelby Township	MI
Detroit	Aldi	29475 Mound Rd	Warren	MI
Detroit	H Mart	2963 E Big Beaver Rd	Troy	MI
Detroit	Kroger	21555 21 Mile Rd	Macomb	MI
Detroit	Kroger	7644 26 Mile Rd	Shelby Township	MI
Detroit	Kroger	43893 Schoenherr Rd	Sterling Heights	MI
Detroit	Kroger	2105 W South Blvd	Troy	MI
Detroit	Kroger	31200 Schoenherr Rd	Warren	MI
Detroit	Meijer	3610 Marketplace Cir	Rochester Hills	MI
Detroit	Meijer	15055 Hall Rd	Shelby Township	MI
Detroit	Meijer	25225 Schoenherr Rd	Warren	MI
Detroit	Walmart	51450 Shelby Pkwy	Shelby Township	MI
Detroit	Walmart	33201 Van Dyke Ave	Sterling Heights	MI

# Store Lists

Markets	Retailer	Address	City	State
Indianapolis	Aldi	5151 E. 82nd St	Indianapolis	IN
Indianapolis	Aldi	9989 E. Washington St	Indianapolis	IN
Indianapolis	Kroger	9799 E 116th ST	Fishers	IN
Indianapolis	Kroger	5810 E 71st St	Indianapolis	IN
Indianapolis	Kroger	1365 E 86th St	Indianapolis	IN
Indianapolis	Kroger	10450 E. Washington St	Indianapolis	IN
Indianapolis	Meijer	11351 E. Washington St	Cumberland	IN
Indianapolis	Meijer	8375 E 96th St	Indianapolis	IN
Indianapolis	Patel Brothers	6302 E. 82nd St	Indianapolis	IN
Indianapolis	Save A Lot	3739 E Washington St	Indianapolis	IN
Indianapolis	Walmart	8300 E 96th St	Fishers	IN
Indianapolis	Walmart	7325 N Keystone Ave	Indianapolis	IN
Indianapolis	Walmart	10617 E Washington St	Indianapolis	IN

Market	Retailer	Address	City	State
Los Angeles	Albertsons	1735 Artesia Blvd	Gardenia	CA
Los Angeles	El Super	15202 Hawthorne Blvd	Lawndale	CA
Los Angeles	Food 4 Less	14500 Ocean Gate Ave	Hawthorne	CA
Los Angeles	Ralphs	650 E Carson St	Carson	CA
Los Angeles	Ralphs	11727 W Olympic Blvd	Los Angeles	CA
Los Angeles	Smart & Final	604 Lincoln Blvd	Venice	CA
Los Angeles	Sprouts	5660 Sepulveda Blvd	Culver City	CA
Los Angeles	Stater Bros Markets	6501 E Spring St	Long Beach	CA
Los Angeles	Stater Bros Markets	1745 Berkeley St	Santa Monica	CA
Los Angeles	Trader Joes	3456 S. Sepulveda Blvd	Los Angeles	CA
Los Angeles	Vons	3118 S. Sepulveda	Los Angeles	CA
Los Angeles	Vons	4001 Inglewood Ave	Redondo Beach	CA
Los Angeles	Walmart	14441 S. Inglewood Ave	Hawthorne	CA

# Store Lists

Market	Retailer	Address	City	State
Miami	Aldi	15033 S Dixie Hwy	Palmetto Bay	FL
Miami	Kimchi Mart	15355 S. Dixie Hwy	Miami	FL
Miami	Publix	1401 Monza Ave	Coral Gables	FL
Miami	Publix	155 E 2nd Ave	Hialeah	FL
Miami	Publix	9105 S Dadeland Blvd	Miami	FL
Miami	Publix	2270 SW 27th Ave	Miami	FL
Miami	Publix	14601 S Dixie Hwy	Palmetto Bay	FL
Miami	Sprouts Farmers Market	12690 SW 88th St	Miami	FL
Miami	Trader Joes	9205 S Dixie Hwy	Miami	FL
Miami	Walmart	21151 S Dixie Hwy	Miami	FL
Miami	Walmart	3200 NW 79th St	Miami	FL
Miami	Whole Foods	7930 SW 104th St	Miami	FL
Miami	Winn Dixie	19167 S Dixie Hwy	Cutler Bay	FL

Market	Retailer	Address	City	State
Nashville	Aldi	1701 Mallory Ln	Brentwood	TN
Nashville	Food Lion	936 Richards Rd	Antioch	TN
Nashville	Kroger	5319 Mt View Rd	Antioch	TN
Nashville	Kroger	2020 Mallory Ln	Franklin	TN
Nashville	Kroger	5713 Edmondson Pike	Nashville	TN
Nashville	Patel Brothers	420 Harding Pl	Nashville	TN
Nashville	Publix	3532 Murfreesboro Pike	Antioch	TN
Nashville	Publix	8105 Moores Ln	Brentwood	TN
Nashville	Publix	15544 Old Hickory Blvd	Nashville	TN
Nashville	Save A Lot	1113 Murfreesboro Pike	Nashville	TN
Nashville	Walmart	3035 Hamilton Church Road	Antioch	TN
Nashville	Walmart	3600 Mallory Ln	Franklin	TN
Nashville	Walmart	5531 Edmondson Pike	Nashville	TN

# Store Lists

Market	Retailer	Address	City	State
New Orleans	International Market	3940 Barron St	Metairie	LA
New Orleans	Rouses	91 Westbank Expy	Gretna	LA
New Orleans	Rouses	4041 Williams Blvd	Kenner	LA
New Orleans	Rouses	2900 Veterans Memorial Blvd	Metairie	LA
New Orleans	Rouses	4645 Freret St	New Orleans	LA
New Orleans	Rouses	400 N Carrollton Ave	New Orleans	LA
New Orleans	Walmart	5110 Jefferson Hwy	Harahan	LA
New Orleans	Walmart	8912 Veterans Memorial Blvd	Metairie	LA
New Orleans	Walmart	1901 Tchoupitoulas ST	New Orleans	LA
New Orleans	Walmart	4301 Chef Menteur Hwy	New Orleans	LA
New Orleans	Winn Dixie	211 Veterans Memorial Blvd	Metairie	LA
New Orleans	Winn Dixie	5400 Tchoupitoulas ST	New Orleans	LA
New Orleans	Winn Dixie	8601 Jefferson Hwy	River Ridge	LA

Market	Retailer	Address	City	State
Orlando	Aldi	9250 W Colonial Dr	Ocoee	FL
Orlando	Aldi	1768 John Young Pkwy	Orlando	FL
Orlando	H Mart	7501 W Colonial Dr	Orlando	FL
Orlando	Publix	851 S State Rd 434	Altamonte Springs	FL
Orlando	Publix	8863 W Colonial Dr	Ocoee	FL
Orlando	Publix	1500 E Colonial Dr	Orlando	FL
Orlando	Publix	4870 S Apopka Vineland Rd	Orlando	FL
Orlando	Publix	4606 S Kirkman Rd	Orlando	FL
Orlando	Save A Lot	6135 Silver Start Rd	Orlando	FL
Orlando	Target	4750 Millenia Plaza Way	Orlando	FL
Orlando	Walmart	10500 W Colonial Dr	Ocoee	FL
Orlando	Winn Dixie	340 S State Rd 434	Altamonte Springs	FL
Orlando	Winn Dixie	2960 Curry Ford Rd	Orlando	FL

# Store Lists

Market	Retailer	Address	City	State
Philadelphia	Acme Market	300 S Lenola Rd	Maple Shade	NJ
Philadelphia	Acme Market	105 E Street Rd	Feasterville Trevose	PA
Philadelphia	Acme Market	323 Old York Rd	Jenkintown	PA
Philadelphia	Aldi	1955 Davisville Rd	Willow Grove	PA
Philadelphia	Giant / Martins	176 W St Rd	Feasterville	PA
Philadelphia	Giant / Martins	2350 Susquehanna Rd	Roslyn	PA
Philadelphia	H Mart	1720 NJ-70	Cherry Hill Twp	NJ
Philadelphia	Lidl	400 Kaighns Ave	Cherry Hill Twp	NJ
Philadelphia	Shop Rite/Wakefern	2240 Marlton Pike W	Cherry Hill Twp	NJ
Philadelphia	Target	1495 Old York Rd	Abington	PA
Philadelphia	Walmart	934 NJ-73	Mt Laurel Twp	NJ
Philadelphia	Weis Market	1133 York Rd	Warminster	PA

Market	Retailer	Address	City	State
Phoenix	Albertsons	4060 W Ray Rd	Chandler	AZ
Phoenix	Bashas	99 S Higley Rd	Gilbert	AZ
Phoenix	Food City/Bashas Markets	1005 N Arizona Ave	Chandler	AZ
Phoenix	Frys	554 W Baseline Rd	Mesa	AZ
Phoenix	Frys	7770 E McDowell Rd	Scottsdale	AZ
Phoenix	H Mart	1919 W Main St	Mesa	AZ
Phoenix	Safeway	1225 Guadalupe Rd	Mesa	AZ
Phoenix	Safeway	4750 E Indian School Rd	Phoenix	AZ
Phoenix	Sprouts Farmers Market	1668 N Higley Rd	Gilbert	AZ
Phoenix	Target	1135 S Gilbert Rd	Mesa	AZ
Phoenix	Trader Joes	2050 E Baseline Rd	Mesa	AZ
Phoenix	Walmart	800 W. Warner Rd	Chandler	AZ
Phoenix	Walmart	3721 E Thomas Rd	Phoenix	AZ

# Store Lists

Market	Retailer	Address	City	State
Portland	Albertsons	16199 Boones Ferry Rd	Lake Oswego	OR
Portland	Fred Meyer	11425 SW Beaverton Hillsdale Hwy	Beaverton	OR
Portland	Fred Meyer	14700 SE McLoughlin Blvd	Oak Grove	OR
Portland	Fred Meyer	19200 SW Martinazzi Ave	Tualatin	OR
Portland	H Mart	13600 SW Pacific Hwy	Tigard	OR
Portland	Safeway	14555 SW Teal Blvd	Beaverton	OR
Portland	Safeway	15570 SW Hwy	King City	OR
Portland	Safeway	401 A Ave	Lake Oswego	OR
Portland	Target	21365 SW Baler Way	Sherwood	OR
Portland	Trader Joes	16200 SW Pacific Hwy	Tigard	OR
Portland	Walmart	21320 SW Langer Farms Pkwy	Sherwood	OR
Portland	Walmart	19133 Willamette Dr	West Linn	OR
Portland	Winco/Waremart	7501 SW Dartmouth St	Tigard	OR

Market	Retailer	Address	City	State
Raleigh	Aldi	1315 Kildaire Farm Rd	Cary	NC
Raleigh	Food Lion	620 Laura Duncan Rd	Apex	NC
Raleigh	Food Lion	980 Kildaire Farm Rd	Cary	NC
Raleigh	Food Lion	2121 TW Alexander Dr	Morrisville	NC
Raleigh	Food Lion	4817 Grove Barton Rd	Raleigh	NC
Raleigh	Food Lion	5633 Creedmoor Rd	Raleigh	NC
Raleigh	H Mart	1961 High House Rd	Cary	NC
Raleigh	Harris Teeter	885 Walnut St	Cary	NC
Raleigh	Harris Teeter	4221 Corners Pkwy	Raleigh	NC
Raleigh	Lowe's	6430 Tryon Rd	Cary	NC
Raleigh	Publix	1020 Bradford Plaza Way	Cary	NC
Raleigh	Walmart	2010 Kildaire Farm Rd	Cary	NC
Raleigh	Walmart	10050 Glenwood Ave	Raleigh	NC

# Store Lists

Market	Retailer	Address	City	State
Sacramento	99 Ranch	25000 Blue Ravine Rd	Folsom	CA
Sacramento	Bel Air	4008 Foothills Blvd	Roseville	CA
Sacramento	Bel Air Markets	2760 E Bidwell St	Folsom	CA
Sacramento	Raleys	715 E Bidwell St	Folsom	CA
Sacramento	Raleys	6119 Horseshoe Bar Rd	Loomis	CA
Sacramento	Raleys	3518 Marconi Ave	Sacramento	CA
Sacramento	Safeway	5450 Dewey Dr	Fair Oaks	CA
Sacramento	Safeway	1850 Prairie City Rd	Folsom	CA
Sacramento	Safeway	2220 Sunset Blvd	Rocklin	CA
Sacramento	Save Mart	3021 Stanford Ranch Rd	Rocklin	CA
Sacramento	Smart & Final	4820 Madison Ave	Sacramento	CA
Sacramento	Target	5001 Madison Ave	Sacramento	CA
Sacramento	Walmart	5821 Antelope Rd	Sacramento	CA

Market	Retailer	Address	City	State
Seattle	Albertsons	4621 NE Sunset Blvd	Renton	WA
Seattle	Fred Meyer	2041 148th Ave NE	Bellevue	WA
Seattle	Fred Meyer	17667 NE 76th St	Redmond	WA
Seattle	Fred Meyer	365 Renton Center Way SW	Renton	WA
Seattle	Grocery Outlet	15625 NE 8th St	Bellevue	WA
Seattle	Grocery Outlet	2809 NE Sunset Blvd	Bellevue	WA
Seattle	H Mart	7589 170th Ave NE	Redmond	WA
Seattle	QFC	13304 SE 204th St	Kent	WA
Seattle	QFC	6940 Coal Creek Pkwy SE	Newcastle	WA
Seattle	QFC	8867 161st Ave NE	Redmond	WA
Seattle	Target	26301 104th Ave SE	Kent	WA
Seattle	Trader Joes	15563 NE 24th St	Bellevue	WA
Seattle	Walmart	743 Rainier Ave S	Renton	WA



# Thank you!

---

- ▶ For more information, contact:  
Cara Ammon  
SVP, Research and Market Intel  
[Cara.Ammon@CategoryPartners.com](mailto:Cara.Ammon@CategoryPartners.com)
- ▶ Visit our website:  
[categorypartners.com](http://categorypartners.com)